



**FAMILY-OWNED
& OPERATED**

LOCAL #3 IBEW

**YOU BUILD.
WE SUPPLY.**

www.vonrohr.com



**GUARANTEED
LOWEST PRICES**



**FASTEST JOBSITE DELIVERY
AROUND THE TRI-STATE AREA**



**TOOL REPAIRS
& TOOL RENTALS**

PHONE: 973-748-9111

• DRYWALL • ELECTRICAL • MECHANICAL • CONSTRUCTION • FABRICATION

VON ROHR
EQUIPMENT CORP.

**2 New Main Street,
East Orange, NJ 07019**

orders@vonrohr.com



VON ROHR
EQUIPMENT CORP.
CONTRACTORS TOOLS & SUPPLIES
SALES-RENTALS-REPAIRS-FABRICATION



It gives us great pleasure to thank all of you, our many loyal customers who have shown such tremendous support over the years. Because of you, we have been able to maintain a diverse inventory with over 150,000 SKU's in our warehouse. We continue to stock the latest tools, equipment and supplies needed to get the job done.

Our Staff of Inside Sales Representatives are available Monday through Friday from 6:00AM to 5:00PM to answer any questions and arrange for deliveries. Our Outside Sales Representatives provide complete customer Service including technical information and job-site demonstrations. Our current fleet of 20 truck delivers to job-site in New York, New Jersey, Connecticut and Pennsylvania. Your supplies will be delivered by one of our Unionized Drivers.

All of us at von Rohr Equipment Corp. realize that our successes are primarily founded in the strong customer relationships that we have created and maintained. We welcome the opportunity to assist you in any way possible and remain confident that we can deliver the right supplies, on time and at the right price.

We are proud to be members of IBEW Local 3, NECA, AEC NY, STAFDA, The American Rental Association and The Subcontractors Trade Association.

Von Rohr Sales Representative: _____

***von Rohr Equipment Corp. regularly stocks up on most called for
Contractor Tools & Supplies needed for today's industry.
However, we are constantly adding new lines and products
that may not be included in this catalog.***

***If you do not see what you are looking for, be sure to ask us...
It may be in stock or we can order it for you.***

ANCHORS & FASTENERS.....	90 - 108
BURNDY	84
BOSCH	82
CHAMPION	63 - 65
CURRENT TOOLS	54 - 55
DEWALT DUST SOLUTIONS	34 - 35
DEWALT LASERS	36 - 37
DEWALT TOOLS	34 - 35
DIABLO BLADES	62
DIAMOND PRODUCTS	68 - 69
DRYWALL SCREWS	112
ELK RIVER	10 - 11
FIRST AID KITS	08
FLUKE	52
FORCED ENTRY	110 - 111
GARDNER BENDER	85
GREENLEE	40 - 43
GRIPS	39
HONDA POWER EQUIPMENT	76
JOBBOX	28 - 29
JOHNSON LASERS.....	38
JPW INDUSTRIES	67
KARP ACCESS DOORS	53
KASK HARDHATS	20 - 25
KENWOOD	66

LOUISVILLE LADDER.....	12 - 19
LINCOLN ELECTRIC	77
MASTERLOCK	70 - 71
METALTECH SCAFFOLDING	51
MILLER WELDERS.....	78 - 79
M.K. MORSE.....	60
PRE-TIED CEILING WIRE.....	56
RADIANS	06 - 07
RAMSET/RED HEAD.....	113 - 115
RECTORSEAL.....	83
REPAIRS & RENTALS.....	57
RIDGID TOOLS.....	44 - 47
RUBBERMAID.....	26 - 27
SAFETY SUPPLIES.....	05
SIMPSON STRONGTIE.....	116
SOUTHWIRE.....	58 - 59
STI FIRESTOP.....	86 - 87
STIHL	61
STRONGMAN SAFETY.....	48
STRUT.....	88 - 89
SUMNER.....	50
SURFACE SHIELDS.....	49
VON ROHR MATERIAL HANDLING	32 - 33
WIRE ROPE & ACCESSORIES	72 - 75
WELDING SUPPLIES.....	80 - 81

VON ROHR EQUIPMENT CORP.





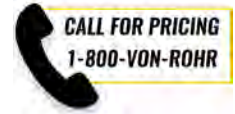
HARD HATS



SAFETY VESTS



SAFETY GLASSES



EAGLE GAS CABINETS



HARNESSES



MSA GAS DETECTORS



TEMP TEST ARC KITS



FIRST AID & FIRE EXTINGUISHERS



CUT PROOF GLOVES



DISPOSABLE RESPIRATORS



SMOKE EATERS



TYVEK PROTECTIVE WEAR



FIRST AID KITS



TRIPODS



SAFETY NETTING SAFETY

RADIANS



RADIANS RWGD101 AXIS D2™ CUT PROTECTION LEVEL A3 GLOVE WITH DYNEEMA® DIAMOND TECHNOLOGY

Dyneema® Diamond Technology offers maximum protection over traditional materials like aramid, leather, nylon and polyethylene with glass fiber. Dyneema® Diamond technology fibers are thinner than generic HMPE fibers and less dense than aramid fibers, making them more comfortable, thinner and cooler to the touch, while still providing advanced cut protection.

The RWGD101, an Axis D2™ Series glove with Dyneema® Diamond Technology, has an ANSI Cut rating of A3 and an EN388 cut rating of 5. The RWGD101 glove features a 13 gauge white polyester shell with Dyneema® Diamond Technology and a gray PU palm coating to provide significant protection against abrasion and cuts.



RADIANS RWG557 AXIS™ HIGH TENACITY NYLON LEVEL A4 CUT PROTECTION GLOVE

The RWG557, an Axis™ Series glove by Radians, has an ANSI Cut rating of A4 and an EN388 cut rating of 5. The RWG557 glove features a 13 gauge knitted shell with high tenacity nylon and fiberglass to provide significant protection against abrasion and cuts. The black PU coating provides excellent gripping power.

RADIANS RESISTOR® 32 DISPOSABLE FOAM EARPLUGS FP70



RADIANS RWG605 COLD WEATHER CUT PROTECTION LEVEL A4 GLOVE

The Radians RWG605 cold weather glove provides EN388 level 5 protection and ANSI level 4 protection against cuts. The RWG605 features a 13 gauge knitted HPPE outer shell with a smooth blue latex coating and a 7 gauge Acrylic inner shell to provide extra protection and comfort. The palm has a black foam latex coating that provides excellent protection from abrasion in wet or dry, cold weather conditions.



RADIANS RWG534 AXIS™ CUT PROTECTION LEVEL 2 MICRO SANDY FOAM NITRILE COATED GLOVE

The RWG534, an Axis™ Series glove by Radians, has an ANSI Cut rating of A2 and an EN388 cut rating of 3. The RWG534 glove features a 13 gauge, salt and pepper HPPE shell to provide significant protection against abrasion and cuts. It's often used in work environments with sharp objects, like HVAC, Construction and Manufacturing.



RADIANS RWG15 SMOOTH NITRILE PALM COATED GLOVE

The Radians RWG15 is a lightweight, smooth nitrile palm coated glove with a 13 gauge black polyester shell. The elastic cuff provides a comfortable, slip-on fit while the smooth nitrile palm coating provides excellent protection from abrasion in wet or dry applications, reducing hand fatigue.

RADIANS



CUSTOM IMPRINTING PROMO
Quick - Customized - Economical
NO SETUP FEES!

ADD YOUR
LOGO
HERE



- Sizes: S, M, L, XL, 2X, 3X, 4X, 5X
- Zipper Closure
 - 2" Silver Reflective Material Tape
 - 1 Horizontal Stripe
 - 2 Pockets
 - 100% Mesh Polyester Knit or 100% Solid Polyester Knit
 - High Visibility Green & High Visibility Orange

RADIANS SV2Z ECONOMY TYPE R CLASS 2 SAFETY VEST WITH ZIPPER

Radians SV2Z Economy Type R Class 2 Safety Vest with Zipper Closure is compliant protection at an economical price. Excellent choice for extreme work environments like asphalt paving that greatly reduce the useful life of a vest, or protection for short-term labor.

ADD YOUR
LOGO
HERE



- Sizes: S, M, L, XL, 2X, 3X, 4X, 5X
- 2" Premium Heat Transferred, Stretchable Reflective Tape
 - 1 Horizontal Stripe
 - Pockets: Left Chest
 - 100% Wicking Polyester Mesh
 - ANSI / ISEA 107-2015
 - High Visibility Green & High Visibility Orange

ST11 CLASS 2 HI-VIZ SAFETY T-SHIRT WITH MAX-DRI™

Radians ST11 Class 2 Hi-Viz T-Shirt with Max-Dri™ Moisture Wicking Mesh.

This safety T-Shirt is made with an arid Birdseye Mesh allowing for maximum breathability, without compromising durability. The stripes are adhered by heat transfer rather than sewn on, making the safety T-shirt wear much more like a regular T-shirt. The wicking properties improve hot weather comfort making it feel much cooler. The front pocket does not include reflective material to allow for corporate imprints.

HI-VIZ GREEN - ST11-2PGS
HI-VIZ ORANGE - ST11-2POS



RADIANS SERRATOR™ SAFETY EYEWEAR

The lightweight design of the Radians Serrator™ Safety Glass is designed for a comfortable fit with excellent protection. The soft, rubber nosepiece and lightweight, flexible temples allow for an extremely comfortable fit.

287.1+
MEETS ANSI

99.9%
UVA PROTECTION

HC
HARD COAT

AF
ANTI-FOG



VISIONAID 16 GALLON EMERGENCY EYEWASH STATION

To effectively and quickly clean debris from the eye, the Radians® 16 gallon REW01116 gravity fed Eyewash Station has a one second, one-step activation to deliver up to 15 minutes of non-injurious flow. It complies with ANSI Z358.1-2014 standards for portable eyewash stations.



RADIANS LENS CLEANING



Safety on the Jobsite.

Our First Aid Kits and Supplies are here to keep your jobsite safe and OSHA Compliant.



90754

Item#	Description
90755	10 Person First Aid ANSI 2015 kit/Metal
90754	10 Person First Aid ANSI 2015 kit/Plastic



90560

Item#	Description
90560	25 Person First Aid ANSI 2015 Kit/Metal
90562	25 Person First Aid ANSI 2015 Kit/Plastic



90564

Item#	Description
90564	50 Person First Aid ANSI 2015 Kit/Metal
90565	50 Person First Aid ANSI 2015 Kit/Plastic



90569

Item#	Description
90568	16 Unit First Aid ANSI 2015 kit/Metal
90569	16 Unit First Aid ANSI 2015 kit/Plastic



5250

Item#	Description
5250	Heat Stress Kit
5220	Skin Protection Kit



24-300

Item#	Description
24-202	Single 32 oz eye wash station
24-300	Double 32oz eye wash station
24-201	32oz Screw Top Bottle Refill



Elk River
Personal Fall Protection

EZE-Man Confined Space System



Part Numbers: 05630 - 50' recovery 05632 - 50'

Features:

Tripod Head—Powder Coated Cast Aluminum; contains 2 spring loaded pulleys and 2 eye bolts

Legs—Cast Aluminum; auto lock in the open position; spiked feet pivot for soft or hard surfaces; Foot-strap is not required

Winch—Galvanized and Carbon Steel; Galvanized Wire 65'; Auto Lock Brake; Steel Swivel Eye Snaphook

Fall Arrest Block w/Recovery— Aluminum Housing; Galvanized Wire Rope 50'; Steel Swivel Eye Carabiner; Emergency Recovery

Fall Arrest Block — Thermoplastic Housing; Galvanized Wire Rope 50'; Swivel Steel Hook

Height: Maximum Headroom 7' 5"

Diameter inside of feet: Maximum 52"

Length: Collapsed 6' 2"

Type Use:

General / Construction / Industrial

Man Rated:

Man rated to 310 lbs

Components Meet or Exceed:

EN795 EN1496 Class B EN360 ANSI Z35.1-2007

Specifications:

Confined space entry and rescue systems are designed for lowering and lifting personnel into and out of confined spaces where a tripod system is required.

Full Body Harness and Bridle each sold separately

Warning! All Elk River, Inc. products must be used in the specified manner for which they are intended. Instructions must be read, understood and followed prior to use. Users should be trained in the proper use of this equipment prior to use. Failure to use in the specified manner could result in serious injury or death. Check with local authorities for regulations governing the use of fall protection. This product conforms to OSHA and applicable fall protection standards at date of manufacture.



Elk River
Personal Fall Protection

Construction Plus® Harness

BSdf @g_ TVd
48103 (S-XL)
48303 (S-XL)



? Sfv[S'e,
Polyester & Nylon webbing

8V8fgdVd,
Mat ng Buckle - chest and leg straps Lanyard Parks
6ZD[Ye, (48103) 1-back; (48303) 3-back and hips

FkbVGeW
Construction

? S` ZDSf[Y,
Man-rated to 400lbs

Classification:



48103
48303

Class A



48303

Class P

Meets or Exceeds:
OSHA 1926
ANSI Z359.11

Workmaster® 3-D Ring Harness

Part Numbers:

75301 SM, 75302 MD, 75303 LG, 75304 XL,
75335 2XL, 75336 3XL, 75337 4XL

Materials:

Polyester and Nylon webbing

Features:

Parachute mating buckle - chest
Tongue buckle - legs
Removable Tool Belt, Padded Shoulders
Shoulder adjusters, 4" backpad

D-rings: 3 1-back, 2-hips



Type Use:

Construction

Man-Rating:

Man-rated to 400lbs

Classification:



Class A



Class P

Meets or Exceeds:

OSHA 1926
ANSI Z359.11
CSA Z259.10

Cable Self Retracting Devices



Part Number:
22520 - 20'
Class A Device—fall
arrest distance less
than 24"



Part Number:

22530 - 30'
22550 - 50'
Class A Device—fall arrest
distance less than 54"

Both Devices feature: Thermoplastic
Housing, Aluminum Swivel Top, 3/16"
galvanized steel cable, Internal energy
absorbing system, Swivel snaphook with fall
indicator, Tag line and Carabiner included

Construction Plus[®] SERIES

Harnesses

Construction Plus[®]

- Soft attachment at D-slider
- Mating buckles on chest and leg straps
- Fully integrated in line 6' NoPac[®] Energy Absorbing lanyard attached to center of back, snaphook opposite end



SIZES	PART NUMBER
One size fits most	
S-XL	48013



Construction Plus[®]

- Three D-rings: 1 at back, 2 at hips
- Mating buckles at chest, Tongue Buckle leg straps
- Twin Leg Energy Absorbing lanyard 6' with rebar hooks



SIZES	PART NUMBER
One size fits most	
S-XL	48363



Construction Plus[®]

- One D-ring: at back
- Mating buckles on chest and leg straps
- In-line NoPac[®] Energy Absorbing lanyard attached to D-ring center of back, snaphook opposite end



SIZES	PART NUMBER
One size fits most	
(4 ft.) S-XL	48112
(6 ft.) S-XL	48113



Construction Plus[®]

- One D-ring: at back
- Mating buckle on chest and leg straps
- Fully integrated adjustable ZORBER[®] lanyard attached to D-ring center of back, snaphook opposite end



SIZES	PART NUMBER
One size fits most	
(6 ft.) S-XL	48173
(5 ft.) S-XL	48175



LOUISVILLE LADDER

PINNACLE



SERIES FXP1700

FIBERGLASS PLATFORM LADDER

TYPE IA


300 LBS

LOAD CAPACITY
(Includes weight of user plus materials)

THIS IS THE PRODUCTIVITY POWERHOUSE EVERY SITE NEEDS.

Meet the ladder that can meet the demands of any job—Pinnacle. Engineered for maximum output, Pinnacle features our ultra-convenient, non-conductive ProTop™ molded ladder design, a wide platform that lets you work comfortably in multiple directions, and a heavy-duty load capacity. Only Pinnacle has the combination of rugged strength and reliable specs to exceed your highest standards.

OUR COMPETITORS AIN'T GOT NOTHING ON THIS PROTOP



BECAUSE WORK AIN'T PLAY.



PERFECT TOOL BELT HEIGHT

PUTS EVERY TOOL ON YOUR
TOOL BELT WITHIN REACH



WIDE PLATFORM

LARGER THAN
OTHER LADDERS
IN ITS CLASS

WORK FACING MULTIPLE DIRECTIONS

It is not recommended that worker
face ladder steps while on platform



ANSI A14.5
FXP1700 FLYER JULY 2021 © Louisville Ladder, Inc. All rights reserved.

PINNACLE



SERIES FXP1700



1 ProTop™

Holds every tool for any job at the perfect height for easy access. Heat transfer top displays the duty rating and is scratch and UV resistant.



2 Larger Platform

Spacious platform allows for more secure, comfortable movement.



3 Handrail Height for Tool Belts

30" heavy-duty handrail runs from platform to peak providing a secure 3-sided barrier.




4 Raptor Boot™

Polypropylene copolymer upper boot and thick, non-marring thermoplastic elastomer tread deliver maximum protection for your ladder and its cargo.



5 SHOX™

Advanced impact absorption system offers superior protection against damage.



MODEL	HEIGHT TO PLATFORM	STEP DEPTH	MAX. REACH	BOTTOM WIDTH	APPROX. SPREAD	APPROX. WEIGHT (LBS)	APPROX. CUBES
FXP1702	2'	3"	8' 6"	21 3/4"	33"	18	7.1
FXP1703	3'	3"	9' 5"	23 1/4"	39"	21	9.3
FXP1704	4'	3"	10' 5"	24 3/4"	45"	24	11.7
FXP1706	6'	3"	12' 3"	27 3/4"	57"	31	18.3
FXP1708	8'	3"	14' 2"	30 3/4"	69"	48	17
FXP1710	10'	3"	16' 1"	33 3/4"	81"	60	23.3
FXP1712	12'	3"	18'	36 3/4"	92"	73	38.4



LOUISVILLE LADDER

EXTENSION



SERIES FE3200

FIBERGLASS EXTENSION LADDER

300 LBS

LOAD CAPACITY

(Includes weight of user plus materials)

MAX LOCK™



TOUGHEST
STRONGEST
LIGHTEST
RUNGLOCK **EVER**



COMPATIBLE
WITH MOST
ACCESSORY **OPTIONS**

FE3220

LOUISVILLE
LADDER

BECAUSE WORK AIN'T PLAY.

ANSI
Meets or exceeds requirements
of American National Standards Institute
ANSI A14.5



EXTENSION



SERIES FE3200



1 D-Rung

Direct rung to rail connection for a stronger connection.



2 Outside Slide Guides

Heavy duty metal slide guides



3 Swivel Shoe

Steel safety shoe with full metal boot.

Additional Accessories



Combination Pole Grip & Cable Hook

A rigid steel - plated V - shaped pole grip covered with rubber tread, combined with cable hook assembly
FE3200-E03



Combination Spur and Shoe

Rotate spur down for extra security on penetrable surfaces. FE3200-E63



Aluminum Levelizer

Automatic leveler keeps ladder level on uneven terrain

FE3200-E34

For More accessories and information visit LouisvilleLadder.com or see the back of your Louisville Ladder Catalog

MODELS	RAIL DEPTH
16' - 28'	3 1/4"
32'	3 5/16"
36' - 40'	3 11/32"

MODELS	STACK HEIGHT	INSIDE WIDTH		OUTSIDE WIDTH	
		BASE	FLY	BASE	FLY
16' - 28'	6 1/4"	14 11/16"	13 11/16"	17 1/16"	16 1/16"
32' - 40'	6 1/2"	15 5/16"	14 5/16"	17 11/16"	16 11/16"

MODEL	TOTAL LENGTH	LENGTH EACH SECTION	MAX. EXTENDED LENGTH	MAX. REACH	MAX. STANDING HEIGHT	APPROX. WEIGHT (LB)	APPROX. VOLUME (FT ³)
FE3216	16'	8'	13'	15' 11"	9' 4"	31	7.8
FE3220	20'	10'	17'	19' 10"	13' 3"	42	9.6
FE3224	24'	12'	21'	23' 8"	17' 1"	51	11.5
FE3228	28'	14'	25'	27' 7"	21'	60	13.4
FE3232	32'	16'	29'	31' 5"	24' 10"	67	16.2
FE3236	36'	18'	32'	34' 4"	27' 9"	84	15.8
FE3240	40'	20'	35'	37' 3"	30' 8"	92	17.5

*MAX. REACH = 5-FT 7-IN PERSON WITH 12-IN VERTICAL REACH



LOUISVILLE LADDER

PINNACLE


SERIES FXP1800HD
FIBERGLASS PLATFORM LADDER
TYPE IAA

375 LBS

LOAD CAPACITY
(Includes weight of user plus materials)

THE ONLY LADDER THAT PUTS EVERYTHING WITHIN REACH.

When you're on the job and productivity is a priority, Pinnacle is the only ladder you can trust to get more done in less time. Featuring our ultra-convenient, non-conductive ProTop™ molded ladder design, a platform that's practically a studio apartment, and a load capacity that can handle almost 100 more pounds than the 1700 series, Pinnacle takes you to the peak of performance.

OUR COMPETITORS AIN'T GOT NOTHING ON THIS PROTOP


WAIST-HIGH HANDRAIL

AT TOOL BELT HEIGHT
FOR ADDED COMFORT



19% LARGER PLATFORM

vs. other leading ladders

WORK FACING MULTIPLE DIRECTIONS

It is not recommended that worker face ladder steps while on platform


BECAUSE WORK AIN'T PLAY.
FXP1806HD


FXP1800HD FLYER JULY 2021 © Louisville Ladder, Inc. All rights reserved.

PINNACLE



SERIES FXP1800HD



1 ProTop™

Holds every tool in your toolbox at the right height for easy access. Heat transfer top displays the duty rating and is scratch and UV resistant.



2 Larger Platform

Spacious platform allows for secure work and comfortable movement.




3 Waist High Handrail

36" heavy-duty handrail runs from platform to peak providing a secure 3-sided barrier.



4 Raptor Boot™

Polypropylene copolymer upper boot and thick, non-marring thermoplastic elastomer tread deliver maximum protection for your ladder and its cargo.



5 SHOX™

Advanced impact absorption system offers superior protection against damage.



MODEL	HEIGHT TO PLATFORM	STEP DEPTH	MAX. REACH	BOTTOM WIDTH	APPROX. SPREAD	APPROX. WEIGHT (LBS)	APPROX. CUBES
FXP1802HD	2'	3"	8' 6"	21 1/2"	36"	20	8
FXP1803HD	3'	3"	9' 5"	23 3/8"	42"	22	10.3
FXP1804HD	4'	3"	10' 5"	24 7/8"	48"	25	12.8
FXP1806HD	6'	3"	12' 3"	27 7/8"	61 1/2"	33	18.3
FXP1808HD	8'	3"	14' 2"	30 3/4"	74"	50	24.7
FXP1810HD	10'	3"	16' 1"	33 3/8"	88"	62	31.9
FXP1812HD	12'	3"	18'	36 7/8"	101 1/2"	75	40.1

LOUISVILLE
LADDER
LOUISVILLELADDER.COM

LOUISVILLE LADDER

STEPLADDER



FIBERGLASS STEPLADDER

TYPE IA

300 LBS

LOAD CAPACITY

(Includes weight of user plus materials)

RAPTOR TOP™



RAPTOR BOOT™



HEAT TRANSFER TOP

No more OSHA fines due to missing duty rating labels. Scratch and UV resistant.



ANSI
Rated & tested according to
ANSI A14.2



BECAUSE WORK AIN'T PLAY.

STEPLADDER



SERIES FS1500



1 Raptor Top™

Multi-functional Raptor Top™ with multiple tool slots and magnet.



2 Double Rivet

Double-rivet step construction delivers rigidity.



3 Wide Back Braces

Provides maximum stability.



4 SHOX™

Advanced impact absorption system offers superior protection against damage.



5 Raptor Boot™

Non-marring tread delivers slip-resistant footing and durability.



MODEL	LADDER SIZE	MAX. REACH	BOTTOM WIDTH	APPROX. SPREAD	APPROX. WEIGHT (LBS)	APPROX. CUBES
FS1502*	2'	8' 9"	17"	18 1/8"	8	2'
FS1504	4'	8' 6"	19 3/8"	28 7/8"	14	3.9'
FS1506	6'	10' 5"	22 3/8"	40 1/2"	20	6.7'
FS1508	8'	12' 3"	25 3/8"	53"	26	10'
FS1510	10'	14' 2"	28 1/2"	65"	38	14.1'
FS1512	12'	16' 1"	31 3/8"	77"	46	18.5'

*FS1502 is a Step Stool with a standing top.

*Add suffix -S51 to model number for optional Pail Shelf. Not available on model FS1502.



KASK

Superplasma


KASK

US/CA



Technical Details

EXTERNAL SHELL: ABS Plastic
 INTERNAL SHELL: HD Polystyrene expanded
 HEADBAND: Soft PA Nylon headband
 (fixed to the external shell without metal rivets)
 SIZE: Universal-adjustable from 51 to 62 cm /20-24 3/8 Inches
 STANDARD: ANSI Z89.1 2014 / CSA Z94.1 2015
 EN 12492 Shock Absorbing Capacity (clauses 4.2.1.2; 4.2.1.3; 4.2.1.4)
 TYPE 1 CLASS C

 450g / 0.99 lb



CSA: -30°C / +50°C
 -22°F / +122°F
 ANSI: -18°C / +49°C
 0°F / +120°F



WHE00036.201
WHITE



WHE00036.202
YELLOW



WHE00036.203
ORANGE



WHE00036.204
RED



WHE00036.208
BLUE



WHE00036.210
BLACK

Technology



AIR

VENTILATION: Maximum ventilation thanks to the ten air intakes. The air intakes and the internal outflow channels guarantee effective breathability.



CLIP

LAMP CLIPS: Helmet is equipped with strong external carrying clips, made of high intensity resin and frontal antislip insert that are compatible with all headlamps with elastic bands on the market.



ECO

ECO LEATHER CHINSTRAP: Eco-leather chinstrap, hypoallergenic, washable chinstrap which is extremely comfortable and helps avoid irritation of the skin.



GRID

ANTI-INTRUSION GRILLE: The air intakes are equipped with an anti-intrusion grille that prevents entry of debris while maintaining breathability.



RING TO HOOK

RING TO HOOK: Fitted with a special hook on the chinstrap which allows the helmet to be connected to the harness.



SANITIZED®

SANITIZED®: The Sanitized® treatment is an antibacterial treatment that acts as an internal deodorant counteracting the development of unpleasant odors. Thanks to its hygienic function, it effectively prevents bacterial proliferation by increasing comfort of the fabric in contact with skin.



2DRY

2DRY: This high-tech and maximum comfort fabric dries very quickly, encouraging the expansion and dispersion of moisture to the outside and leaving a pleasant feeling.



UP&DOWN

UP & DOWN SYSTEM: The innovative and exclusive UP & Down technology ensures a precise and comfortable fit around the back of the head. A center wheel and two side arms allow quick adjustment of the helmet not only in width but also in height and tilt.



VISOR

VISOR ATTACHMENT: Provided with attachment for visor installation. Compatible with all KASK visors.



EARMUFFS

EARMUFFS FITTING: Built with bayonet adapter for earmuffs. Compatible with KASK earmuffs.

Size Adjustment System

Up & Down size adjustment system gives the most precise and comfortable fitting thanks to its unique pivot design. Its mechanism consists of a central ratchet wheel that allows to dial in the tension and two lateral winglets for rapid and exact tuning of the size. This advanced size adjustment system offers increased stability of the helmet due to two additional adjustments of height and inclination, allowing correct positioning and ultimate fit of the helmet.



Additional Information



WARRANTY

3 years starting from the purchasing date.

SHELF LIFE

10 years starting from the production date (production date is printed on a label contained on the inside of the helmet).

Inspect the helmet regularly to check for any damage! Cuts, abrasions, deformation or changes in colour represent important elements for checking the helmet status.

CLEANING

Clean the helmet only with water, neutral pH soap and a soft, clean cloth. The inner lining should be washed by hand in cold water or in the washing machine (max 30°C - 85°F). Do not use chemical detergent or solvent.

STORAGE

When not in use the helmet should be stored away from direct sunlight or source of heat.

ADHESIVE APPLICATION

Do not apply adhesives, solvents, stickers or paint that do not comply with the manufacturer's specifications. Any alteration or intervention not provided for may impair its protective function.

Accessories



WV00018
VISOR V2 PLUS



WV00003
VISOR FULL FACE



WAC00020
NECK SHADE



WAC00024
NECK SHADE
HI VIZ



WAC00003
ADAPTER FOR EARMUFFS



WPA00003
INNER PADDING



WHP00004/5/6
EARMUFFS



WPA00007
WINTER PADDING



WAC00026
HELMET BAG



Technical Details

EXTERNAL SHELL: ABS
INTERNAL SHELL: HD Polystyrene
HEADBAND: Soft PA Nylon headband
SIZE: Universal-adjustable from 53 to 63 cm/ 20 - 24 Inches
STANDARD: ANSI Z89.1-2014
EN 12492 Shock Absorbing Capacity (clauses 4.2.1.2; 4.2.1.3; 4.2.1.4)
TYPE 1 CLASS E



430 g / 0.92 lb



ANSI: -18°C / +49°C
0°F / +120°F



WHE00031.201
WHITE



WHE00031.202
YELLOW



WHE00031.203
ORANGE



WHE00031.204
RED



WHE00031.208
BLUE



WHE00031.210
BLACK

Technology



PROTECTION AGAINST ELECTRIC SHOCK: Helmet provides protection against electrical hazards for use in the vicinity of low voltage systems with voltages up to 20.000 V.



LAMP CLIPS: Helmet is equipped with strong removable carrying clips, compatible with all headlamps with elastic bands on the market.



ECO LEATHER CHINSTRAP: Eco-leather, hypoallergenic, washable chinstrap which is extremely comfortable and helps avoid irritation of the skin.



RING TO HOOK: Fitted with a special hook on the chinstrap which allows the helmet to be connected to the harness.



SANITIZED®: The Sanitized® treatment is an antibacterial treatment that acts as an internal deodorant counteracting the development of unpleasant odors. Thanks to its hygienic function, it effectively prevents bacterial proliferation by increasing comfort of the fabric in contact with skin.



FAST 3DRY: High-tech 3D fabric that dries very quickly, helping the dispersion of moisture to the outside and leaving a pleasant feeling.



UP & DOWN 2.0: The innovative and exclusive UP & Down 2.0 technology ensures a precise and comfortable fit around the back of the head. The center wheel and the two side wings allow the quick adjustment of the helmet not only in width but also in height and tilt.



VISOR ATTACHMENT: Provided with attachment for fitting Zenith visors.



EARMUFFS FITTING: Built with integrated slot for earmuffs. Compatible with KASK earmuffs.

Zenith

KASK

US/CA

Up & Down 2.0 size adjustment

Up & Down 2.0 size adjustment system guarantees improved fitting thanks to the updated design. Higher precision and comfort are provided by the freedom of movement of the lateral arms of the system.

The mechanism consists of a central ratchet wheel that allows to dial in the tension and two lateral winglets for rapid and exact tuning of the size. This advanced size adjustment system offers high stability of the helmet due to two additional adjustments of height and inclination, allowing correct positioning and ultimate fit of the helmet.



Additional Information



WARRANTY

3 years starting from the purchasing date.

SHELF LIFE

10 years starting from the production date (production date is printed on a label contained on the inside of the helmet).

Inspect the helmet regularly to check for any damage! Cuts, abrasions, deformation or changes in colour represent important elements for checking the helmet status.

CLEANING

Clean the helmet only with water, neutral pH soap and a soft, clean cloth. The inner lining should be washed by hand in cold water or in the washing machine (max 30°C - 85°F). Do not use chemical detergent or solvent.

STORAGE

When not in use the helmet should be stored away from direct sunlight or source of heat.

ADHESIVE APPLICATION

Do not apply adhesives, solvents, stickers or paint that do not comply with the manufacturer's specifications. Any alteration or intervention not provided for may impair its protective function.

Accessories



Zenith HD AIR HI VIZ

KASK

US/CA



WHE00043,201
WHITE



WHE00043,224
LIME FLUO

Technical Details

EXTERNAL SHELL: PP Polypropylene
INTERNAL SHELL: HD Expanded polystyrene
HEADBAND: Soft PA Nylon
SIZE: Universal-adjustable from 53 to 63 cm / 6 ^{5/8} – 7 ^{7/8}
STANDARD: ANSI Z89.1-2014
EN12492:2012 - Shock energy absorption capacity clauses
4.2.1.2 (front), 4.2.1.3 (lateral), 4.2.1.4 (rear)
TYPE 1 CLASS C

 430 g / 0,92 lb  ANSI: -20°C / +50°C
-4°F / +122°F

Technology



VENTILATION: Maximum ventilation thanks to the eight air intakes. High breathability due to the volume of circulating air inside the helmet and the minimum contact surface with the head.



FLUORESCENT SHELL: High visibility fluorescent colour shell. Available in yellow fluo, orange fluo, red fluo, lime fluo color (the intensity of the luminescence colour will decrease in time).



LUMINESCENT CLIPS: Helmet equipped with strong nylon external luminescent lamp carrying clips, compatible with all headlamps with elastic bands on the market.



REFLECTING STICKERS: Adhesive reflecting stickers for high visibility.



ECO LEATHER CHIN PAD: Chin pad with eco-leather chinstrap. The anallergic and washable chinstrap is extremely comfortable and helps to avoid irritation of the skin.



RING TO HOOK: Fitted with a special loop on the chinstrap which allows the helmet to be connected to the harness.



FAST 3DRY: High-tech 3D fabric that dries very quickly, helping the dispersion of moisture to the outside and leaving a pleasant feeling of freshness.



UP & DOWN 2.0: The innovative and exclusive UP & Down 2.0 technology ensures a precise and comfortable fit around the back of the head. The center wheel and the two side wings allow the quick adjustment of the helmet not only in width but also in height and tilt.



VISOR ATTACHMENT: Provided with attachment for fitting visors.



EARMUFFS FITTING: Provided with integrated slot for earmuffs with bayonet attachment. Compatible with KASK earmuffs.

Zenith HD AIR HI VIZ

KASK

KASK

US/CA

Up & Down 2.0 size adjustment

Up & Down 2.0 size adjustment system guarantees improved fitting thanks to the updated design. Higher precision and comfort are provided by the freedom of movement of the lateral arms of the system.

The mechanism consists of a central ratchet wheel that allows to dial in the tension and two lateral winglets for rapid and exact tuning of the size. This advanced size adjustment system offers high stability of the helmet due to two additional adjustments of height and inclination, allowing correct positioning and ultimate fit of the helmet.



Additional Information

WARRANTY

3 years starting from the purchasing date.



SHELF LIFE

10 years starting from the production date (production date is printed on the label inside the helmet).

Inspect the helmet regularly to check for any damage! Cuts, abrasions, deformation or changes in colour represent important elements for checking the helmet status.

CLEANING

Clean the helmet only with water, neutral pH soap and a soft, clean cloth. The inner lining should be washed by hand in cold water or in the washing machine (max 30°C - 85°F). Do not use chemical detergent or solvent.

STORAGE

When not in use the helmet should be stored away from direct sunlight or source of heat.

Accessories



WV100007
ZEN VISOR



WV100009/10
ZEN MESH VISOR



WV100008
ZEN FF VISOR



WV100016 / WV100017
ARC FLASH



WAC00009
VISOR ADAPTOR



WAC00010
VISOR CARRIER



WV100011
PEAK



WAC00011
4 PIECES OF
LAMP CLIPS



WPA00006
REPLACEMENT
INNER PADDING



WAC00013
NECK SHADE



WAC00025
NECK SHADE HI VIZ



WHP00004/5/6
EARMUFFS



WPA00007
WINTER PADDING



WAC00026
HELMET BAG

RUBBERMAID



ICONIC DURABILITY

WAVEBRAKE®

Perforated steel designs with a clean, modern appearance. Made with premium tubular steel and structural web molded plastic.

ITEM #	COLOR	DESCRIPTION	L (IN)	W (IN)	H (IN)
FG758088YEL	Yellow	WAVEBRAKE® 35 QT SIDE-PRESS BUCKET AND WRINGER	23.9	16.1	36



FG758088YEL

STRUCTURAL FOAM TILT TRUCKS

Durable molded trucks handle heavy loads with ease and have ergonomic handles for better handling and steering.

ITEM #	COLOR	DESCRIPTION	L (IN)	W (IN)	H (IN)
FG9T1300BLA	Black	STRUCTURAL FOAM TILT TRUCK, UTILITY-DUTY, 1/2 CU YD, 450 LB	57.4	26.9	33.9
FG9T1400BLA	Black	STRUCTURAL FOAM TILT TRUCK, STANDARD-DUTY, 1/2 CU YD, 850 LB	57.4	26.9	33.9
FG9T1500BLA	Black	STRUCTURAL FOAM TILT TRUCK, STANDARD-DUTY, 1 CU YD, 1,250 LB	70.8	33.5	42.3
FG9T1600BLA	Black	STRUCTURAL FOAM TILT TRUCK, HEAVY-DUTY, 1 CU YD, 2,100 LB	70.8	33.5	42.1
FG101100BLA	Black	STRUCTURAL FOAM TILT TRUCK, UTILITY-DUTY, 3/4 CU YD, 600 LB	64.5	30.3	38
FG101300BLA	Black	STRUCTURAL FOAM TILT TRUCK, STANDARD-DUTY, 3/4 CU YD, 1,000 LB	64.5	30.3	38



FG101100BLA

ROTOMOLDED TILT TRUCKS

Durable rotational molded trucks handle heavy loads with ease. Forkliftable model fully compatible with forklifts and automated lifters.

ITEM #	COLOR	DESCRIPTION	L (IN)	W (IN)	H (IN)
FG9T1700BLA	Black	ROTOMOLDED TILT TRUCK, 1/2 CU YD, 300 LB	56.8	28	38.6
FG9T1800BLA	Black	ROTOMOLDED TILT TRUCK, 1 CU YD, 600 LB	72.3	33.5	43.8
FG130400BLA	Black	ROTOMOLDED TILT TRUCK, 1/2 CU YD, 450 LB	56.8	28	38.6
FG130500BLA	Black	ROTOMOLDED TILT TRUCK, 1/2 CU YD, 850 LB	60.5	28	38.6
FG130600BLA	Black	ROTOMOLDED TILT TRUCK, 1/2 CU YD, 1,400 LB	60.5	28	38.6
FG131400BLA	Black	ROTOMOLDED TILT TRUCK, 1 CU YD, 850 LB	72.3	33.5	43.8
FG131500BLA	Black	ROTOMOLDED TILT TRUCK, 1 CU YD, 1,250 LB	72.3	33.5	43.8
FG131600BLA	Black	ROTOMOLDED TILT TRUCK, 1 CU YD, 2,100 LB	72.3	33.5	43.8



FG130400BLA

TOOL TRANSPORT

Heavy-duty work surface supports up to 250 lbs. Built-in cord wrap provides neat, convenient storage of power tools and work lights.

ITEM #	COLOR	DESCRIPTION	L (IN)	W (IN)	H (IN)
FG773488BLA	Black	5-DRAWER MOBILE WORK CENTER	32.6	19.9	33.5



FG773488BLA

SINCE 1968

BRUTE® UTILITY CONTAINERS

Innovative venting channels make lifting out liners up to 50% easier, improving productivity and reducing the risk of injury.

ITEM #	COLOR	DESCRIPTION	DIA (IN)	H (IN)
FG262000GRAY	Gray	BRUTE CONTAINER WITHOUT LID - 20 GAL	19.5	22.9
FG263200GRAY	Gray	BRUTE CONTAINER WITHOUT LID - 32 GAL	22	27.3
FG264360GRAY	Gray	BRUTE CONTAINER WITHOUT LID - 44 GAL	24	31.5
FG265500GRAY	Gray	BRUTE CONTAINER WITHOUT LID - 55 GAL	26.4	33
FG264000BLA	Black	BRUTE DOLLY FOR 20,32, 44 AND 55-GAL BRUTE CONTAINERS	18.3	6.6



FG263200GRAY



FG264000BLA

PLATFORMS

Ideal for moving large, heavy, oversized loads in a variety of environments from retail to construction.

ITEM #	COLOR	DESCRIPTION	L (IN)	W (IN)	H (IN)
FG443600BLA	Black	HEAVY-DUTY PLATFORM TRUCK, 24 IN x 48 IN WITH 8 IN TPR CASTERS	48	24	—
FG446300BLA	Black	A-FRAME PANEL, 24 IN x 48 IN WITH 8 IN POLYOLEFIN CASTER	47.9	24.3	44.9
FG446800BLA	Black	SHEET AND PANEL TRUCK, 24 IN x 48 IN WITH POLYOLEFIN CASTERS	47.9	24.3	39.9



FG443600BLA

MATERIAL HANDLING CARTS

Two Lipped Shelves allow for added security during transportation. This versatile and durable cart can transport up to 500lbs.

ITEM #	COLOR	DESCRIPTION	L (IN)	W (IN)	H (IN)
FG9T6600BLA	Black	2-SHELF FLAT HANDLE UTILITY CART, 5" CASTERS	40.25	25.63	32.5
FG9T6700BLA	Black	2-SHELF FLAT HANDLE UTILITY CART, 5" CASTERS	34.25	17.375	31.5
FG450088B	Black, Beige	ERGO HANDLE UTILITY CART	39	17.88	33.25
FG450089	Black, Beige	FLAT HANDLE UTILITY CART	39	17.88	33.25
FG452088	Black, Beige	ERGO HANDLE UTILITY CART	44	25.25	39
FG452089	Black, Beige	FLAT HANDLE UTILITY CART	45.25	25.88	33.25



FG9T6600BLA

HEAVY-DUTY ADAPTABLE CARTS

Cart provides superior versatility for tackling whatever task is at hand. Flip-up shelf eliminates the need to clear top shelf contents for work space with 20lb capacity.

ITEM #	COLOR	DESCRIPTION	L (IN)	W (IN)	H (IN)
1997206	Black	HEAVY-DUTY ADAPTABLE UTILITY CART, SMALL	46.2	17.8	36
1997208	Black	HEAVY-DUTY ADAPTABLE UTILITY CART, MEDIUM	51.5	25.2	36
1997207	Gray	HEAVY-DUTY ADAPTABLE UTILITY CART, SMALL	56.2	17.8	36
1997209	Gray	HEAVY-DUTY ADAPTABLE UTILITY CART, MEDIUM	51.5	25.2	36



1997208



© 2019 Rubbermaid Commercial Products LLC, 8900 Northpointe Executive Drive, Huntersville, NC 28078. Visit rubbermaidcommercial.com to learn more.



JOBOX Safety Cabinets.

Crescent JOBOX Safety Cabinets keeps flammable liquids organized, secure, and protected from fire with UL tested Crescent JOBOX® safety cabinets. With exclusive features like EZ Level™ bolsters, permanent safety labels, and white interiors, these cabinets offer improved safety with the security and durability Crescent JOBOX storage products are known for.

Exclusive Military-Grade Foam Insulation

Highly Visible Safety and Warning Labels
provide a permanent reminder and reference for following proper safety and usage practices.

18 Gauge Double Wall Construction
Passed the 10 min burn test 100 degrees lower than the limit.

High/Low Vent Connections

Textured Powder Paint Finish
With the industry standard color options available, it provides 10X the corrosion resistance, 5X the abrasion resistance, and 2X the chip/scratch resistance of liquid paint.

Secure 3-point Lock System
Featuring a rugged lockable paddle handle that restricts access and reduces theft potential

Staked and Welded Hinges
14-gauge steel, 3/8" continuous hinge with extra-large 1" knuckles provides the ultimate in protection — it's 1/4" steel pin cannot be driven or pried out.

Extra Wide Doors
2.5" thick doors provide greater insulation gap between metal panels for added durability and safety.

*1-856990 Manual-Closing 45 Gallon Pictured





Manual-Closing Safety Cabinets

Keep flammable liquids organized, secure, and protected from fire with UL listed Crescent JOBBOX Safety Cabinets. With exclusive features like EZ Level™ bolsters, permanent safety labels, and white interiors, these cabinets offer improved safety with the security and durability Crescent JOBBOX storage products are known for.



Catalog No.	Capacity	Exterior Dimensions H x W x D	Interior Dimensions H x W x D	No. of Doors	No. of Spill Guide Shelves	Compliance / Listings	Approx. Shipping Wt.
1-850990	12 gal (US), 45 l	35.50 x 30.13 x 19.69	32.31 x 26.63 x 16.17	1	1	UL, NFPA, OSHA	175 lb
1-853990	30 gal (US), 113.5 l	49 x 46.88 x 19.63	39.94 x 42.38 x 14.75	2	1	UL, NFPA, OSHA	276 lb
1-856990	45 gal (US), 170 l	67.25 x 46.88 x 19.63	57.91 x 45.47 x 14.78	2	2	UL, NFPA, OSHA	363 lb
1-858990	60 gal (US), 227 l	67.25 x 46.15 x 26.28	57.94 x 42.44 x 21.81	2	2	UL, NFPA, OSHA	421 lb
1-859990	90 gal (US), 340.6 l	67.28 x 46.90 x 31.59	57.94 x 42.44 x 26.81	2	2	UL, NFPA, OSHA	465 lb

VON ROHR EQUIPMENT CORP.

VON ROHR SECURITY CART



THE VON ROHR SECURITY CART *MORE THAN JUST A CART*



von Rohr Equipment Corp. proudly designed custom Security Carts that will change the way our industry secures their personal work stations.

GET IN TOUCH

2 NEW MAIN STREET, EAST ORANGE
NEW JERSEY, 07019
ORDERS@VONROHR.COM

1-800-VON-ROHR
WWW.VONROHR.COM



CUSTOM JOBSITE BOXES

von Rohr Equipment Corp. team can build a variety of custom jobsite security carts to meet customer needs.



UNION MADE

All of von Rohr Equipment's Fabrication is made by Union Members right here in New Jersey.



STEEL MATERIAL

The von Rohr Security carts are made from stainless steel for long lasting, heavy duty jobsites.



FREE DELIVERY

Your von Rohr Security Carts can be delivered right to your jobsite by one of our Unionized drivers.

VON ROHR EQUIPMENT CORP.



VON ROHR MATERIAL HANDLING



Flat Bed Cart (ME-FB) - Our flat bed cart is perfect for movement of miscellaneous materials and equipment on the job site, shop or warehouse.
Dimensions- 48"Lx28"W.
Custom sizes available on request.



Heavy Duty Pipe Cart (ME-96) - Our heavy duty pipe cart is perfect for large steamfitting and plumbing pipe. Our new and improved wheel system allows for effortless movement on the construction site or in your shop.
Dimensions- 80"Lx30.5"Wx40"H. Capacity: 2,000 lbs.



Moon Buggy (ME-MB) - Our versatile Moon Buggy cart allows for movement of tools and materials on the job site on rough and irregular surfaces. Uses pneumatic tires and is a favorite of contractors of all types. Available with Plywood, Flat Steel, Diamond Plate or Utility bed. Dimensions-63"Lx49"H.



Furniture Dolly (ME-ED) - Our multi purpose equipment dolly is used for many applications from warehousing to the job site.
Dimension 24"Lx18"W.
Custom sizes and tops available on request.



Open Rolling Bin (ME-RB) - A very popular product and used in shops, warehouses or on the construction site. Perfect for movement of pipe and electrical fittings and small components.
Dimensions- 45.25"Wx63.25"Hx26.5"D.
Custom sizes available.



Rolling Cradle (ME-68U) - Our rolling pipe cradle is specifically designed to transport large bundles of conduit, pvc and copper pipe, small bore steel pipe and threaded rod in one large cradle.
Dimensions- 56"Lx34"Wx34"H. Capacity: 1,000 lbs.



Wire Reel Transporter (ME-16) - Our wire wheel transporter is a must for any electrical contractor. Accepts up to a 300# wire reel and has a foldable handle.
Dimensions- 30.5"Wx27"Dx64"H.



Pipe and Conduit Rack (ME-68) - Our Pipe and Conduit Rack has individual bins which allows for sorting of various pipe/conduit by size and type. A favorite amongst Electrical, Plumbing and Sprinkler Contractors. Folds down for easy storage.
Dimensions- 56"Lx34"Wx52"H. Capacity: 1,000 lbs.



Steerable V Dolly Set (ME-V) - Try our new and improved steerable V dolly set. This product makes the movement of pipes a breeze in the shop, job-site or in the freight elevator. Works well on both smooth and rough surfaces. Great for Steamfitting and Large Plumbing Pipe. Capacity: 1,500 lbs.



Modern Mesh Cage (ME-MC) - Tired of watching your construction workers waste time trying to find tools and materials in a conventional gang box?

Our Modern Mesh Cage rolling gang box is our most popular product among all types of contractors. No more emptying gang boxes on the floor trying to find things. Our expanded metal design and shelf system makes it easy to find what your looking for fast and efficiently.
Dimensions- 45.25"Wx63.25Hx30"D.
Custom sizes available.



DeWALT®

OSHA COMPLIANT™

1926.1153

DUST SOLUTIONS



ARE YOU COMPLIANT?

The Occupational Safety and Health Administration (OSHA) rules with the intent to limit workers' exposure to respirable crystalline silica.



+



+



TOOLS

Operate and maintain tool in accordance with manufacturer's instructions to minimize dust emissions.

- Read operator's manual provided with tool and accessories.
- To minimize dust emissions use recommended shroud or cowling and dust extractor

ACCESSORIES AND SHROUDS

Use drill or grinder equipped with commercially available shroud or cowling with dust collection system.

- All DeWALT shrouds and dust collection systems are commercially available.

DUST EXTRACTORS

Dust collector must provide the air flow recommended by the tool manufacturer, or greater, and have a filter with 99% or greater efficiency. Dust collector must have a cyclonic pre-separator or filter-cleaning mechanism. Cleaning/Drilling holes requires a vacuum with a HEPA filter.

- Both DWV010 and DWV012 provide the necessary airflow for drilling and hammering applications.
- Both DWV010 and DWV012 ship with dual HEPA filters, which have an efficiency of 99.97% of all particles greater than or equal to 0.3 microns.
- Both DWV010 and DWV012 have a timed automatic filter-cleaning mechanism.
- Surfacing, Tuckpointing, and Cutting with grinder requires 25 CFM per inch of wheel diameter, a filter cleaning mechanism, and 99% or greater efficiency.



YOUR FIRST LINE OF DEFENSE.™



VON ROHR EQUIPMENT CORP.

DEWALT

DEWALT

FLEXVOLT

POWER
OF CORDED.
FREEDOM
OF CORDLESS.™



1-1/8" SDS PLUS ROTARY HAMMER WITH
DUST EXTRACTOR D25333KDH



D25333KDH



VON ROHR CARRIES THE FULL LINE OF DEWALT
ABRASIVE DISKS AND ACCESSORIES.

CALL FOR PRICING
1-800-VON-ROHR



1800 WATT PORTABLE POWER STATION-
AND PARALLEL BATTERY CHARGER KIT
DCB1800M3T1



10 GALLON WET/DRY
HEPA/RRP
DUST EXTRACTOR
DWV012



DCS350D1
20V MAX* THREADED
ROD CUTTER KIT



VON ROHR EQUIPMENT CORP.

DEWALT

DEWALT TOOLS



20V MAX* XR
DRYWALL SCREWGUN
& IMPACT DRIVER KIT
DCK267D2



1-3/4" SDS MAX
COMBINATION HAMMER
D25603K



20V MAX* LITHIUM ION
RECIPROCATING SAW
BLADE DCS380P1



FLEXVOLT™
HAMMERDRILL
& IMPACT KIT
DCK299D1T1



20V MAX* XR LITHIUM-ION
BRUSHLESS DRYWALL
SCREWGUN
DCF620D2



20V MAX* LITHIUM
ION GRINDER
DCG412P2

20V MAX XR BRUSHLESS
1" L-SHAPE SDS PLUS
ROTARY HAMMER KIT
DCH273P2



20V MAX* LITHIUM-ION
HAMMERDRILL & IMPACT
COMBO KIT (3.0 AH)
DCK290L2



20V MAX* XR LITHIUM-ION
BRUSHLESS COMPACT DRILL
DCD791D2



20V MAX* XR 1/4"
3-SPEED IMPACT
DRIVER KIT (4.0AH)
DCF887M2



FLEXVOLT™ 60V MAX*
7-1/4" (184MM) CIRCULAR
SAW W/BRAKE KIT
DCS575T2



GET MORE DONE!
OVER 1,700 SCREWS DRIVEN
PER CHARGE*

DEWALT LASERS

DEWALT
 GUARANTEED TOUGH.

WANT LONG RANGE VISIBILITY?

Self-Leveling Line Lasers

SKU	Beam Projection	Common Applications
DW0811 360° Line and Vertical Line 165' Range* <small>*WITH DETECTOR (NOT INCLUDED)</small> 360 Horizontal + Vertical Cross IP54		<ul style="list-style-type: none"> Cabinets, laying tile, flooring Outlet, overhead/recessed lighting and installing fixtures Reference tool / level jobs / drop ceilings Leveling countertops, chair railing, cabinet installation
DW088CG Green Cross Line Laser 165' Range* <small>*WITH DETECTOR (NOT INCLUDED)</small> 1M Shock Resistant IP54		<ul style="list-style-type: none"> Cabinets, laying tile, flooring Outlet, overhead/recessed lighting and installing fixtures Reference tool / level jobs / drop ceilings Leveling countertops, chair railing, cabinet installation
DW083CG Green 3 Beam Laser Pointer 100' Range 1M Shock Resistant IP54		<ul style="list-style-type: none"> Decking, electrical, flooring Outlet, overhead/recessed lighting and installing fixtures Pipe hanger installation / floor to ceiling pipe installation
DW0811LR 12V MAX* Compatible 2x360 Red Line Laser 165' Range* <small>*WITH DETECTOR (NOT INCLUDED)</small> 2M Shock Resistant IP65		<ul style="list-style-type: none"> Cabinets, laying tile, flooring Outlet, overhead/recessed lighting and installing fixtures Reference tool / level jobs / drop ceilings Leveling countertops, chair railing, cabinet installation
DW0811LG 12V MAX* 2x360 Green Laser 165' Range* <small>*WITH DETECTOR (NOT INCLUDED)</small> 2M Shock Resistant IP65		<ul style="list-style-type: none"> Cabinets, laying tile, flooring Outlet, overhead/recessed lighting and installing fixtures Reference tool / level jobs / drop ceilings Leveling countertops, chair railing, cabinet installation
DW088LR 12V MAX* Compatible Red Cross Line Laser 165' Range* <small>*WITH DETECTOR (NOT INCLUDED)</small> 2M Shock Resistant IP65		<ul style="list-style-type: none"> Cabinets, laying tile, flooring Outlet, overhead/recessed lighting and installing fixtures Reference tool / level jobs / drop ceilings Leveling countertops, chair railing, cabinet installation
DW088LG 12V MAX* Compatible Green Cross Line Laser 165' Range* <small>*WITH DETECTOR (NOT INCLUDED)</small> 2M Shock Resistant IP65		<ul style="list-style-type: none"> Cabinets, laying tile, flooring Outlet, overhead/recessed lighting and installing fixtures Reference tool / level jobs / drop ceilings Leveling countertops, chair railing, cabinet installation

DW089LR
 12V MAX* Compatible 3x360 Red Laser

 165' Range*
*WITH DETECTOR (NOT INCLUDED)
 2M Shock Resistant
 IP65


- Cabinets, laying tile, flooring
- Outlet, overhead/recessed lighting and installing fixtures
- Reference tool / level jobs / drop ceilings
- Leveling countertops, chair railing, cabinet installation

DW089LG
 12V MAX* Compatible 3x360 Green Laser

 165' Range*
*WITH DETECTOR (NOT INCLUDED)
 2M Shock Resistant
 IP65


- Cabinets, laying tile, flooring
- Outlet, overhead/recessed lighting and installing fixtures
- Reference tool / level jobs / drop ceilings
- Leveling countertops, chair railing, cabinet installation

DW089K
 Self-Leveling 3 Beam Line Laser

 165' Range*
*WITH DETECTOR (NOT INCLUDED)
 1M Shock Resistant
 IP65


- Tile, framing, electrical

DW088K
 Red Cross Line Laser

 165' Range*
*WITH DETECTOR (NOT INCLUDED)
 1M Shock Resistant
 IP54


- Outlet, overhead/recessed lighting and installing fixtures
- Reference tool / level jobs / drop ceilings
- Leveling countertops, chair railing, cabinet installation

DW0822
 Self-Leveling Cross Line and Plumb Spot Laser

 165' Range*
*WITH DETECTOR (NOT INCLUDED)
 1M Shock Resistant
 IP54


- Outlet, overhead/recessed lighting and installing fixtures
- Pipe hanger installation / floor to ceiling pipe installation
- Leveling countertops, chair railing, cabinet installation

DW08301
 3 Spot Laser

 100' Range
 1M Shock Resistant
 IP54


- Decking, electrical, flooring
- Outlet, overhead/recessed lighting and installing fixtures
- Pipe hanger installation / floor to ceiling pipe installation

DW085K
 5 Beam Laser Pointer

 100' Range
 1M Shock Resistant
 IP54


- Decking, electrical, flooring
- Outlet, overhead/recessed lighting and installing fixtures
- Pipe hanger installation / floor to ceiling pipe installation

DW083K
 3 Beam Laser Pointer

 100' Range
 1M Shock Resistant
 IP54


- Decking, electrical, flooring
- Outlet, overhead/recessed lighting and installing fixtures
- Pipe hanger installation / floor to ceiling pipe installation

DW0851
 Self-Leveling Spot Beams and Horizontal Line Laser

 100' Range
 2M Shock Resistant
 IP54


- Electrical wiring, plumbing
- Door and window installation
- Leveling countertops, chair railing, cabinet installation
- Outlet, overhead/recessed lighting and installing fixtures
- Pipe hanger installation / floor to ceiling pipe installation

LOOK NO FURTHER.

DEWALT
GUARANTEED TOUGH.

Self-Leveling Rotary Lasers

SKU	Beam Projection	Common Applications
DW074LR 20V MAX* Red Rotary Laser 1500' Range* <small>*WITH DETECTOR (INCLUDED)</small> 2M Shock Resistant IP54		<ul style="list-style-type: none"> • Grade, framing, masonry • Track lighting
DW079LR 20V MAX* Red Rotary Tough Laser™ Tool 2000' Range* <small>*WITH DETECTOR (INCLUDED)</small> 2M Shock Resistant IP67		<ul style="list-style-type: none"> • Grade, framing, masonry • Track lighting
DW079LG 20V MAX* Green Rotary Tough Laser™ Tool 2000' Range* <small>*WITH DETECTOR (INCLUDED)</small> 2M Shock Resistant IP67		<ul style="list-style-type: none"> • Grade, framing, masonry • Track lighting
DW074KD Int/Ext Rotary Laser 600' Range* <small>*WITH DETECTOR (INCLUDED)</small> Up Plumb Dot IP54		<ul style="list-style-type: none"> • Grade, framing, masonry • Track lighting
DW079KD 18V Cordless XRP™ Self-Leveling Int/Ext Rotary Laser 2000' Range* <small>*WITH DETECTOR (INCLUDED)</small> Up Plumb Dot IP67		<ul style="list-style-type: none"> • Grade, framing, masonry • Track lighting

Optical Instruments

DW090K 20x Builders Level 200' Range 20x Magnification		<ul style="list-style-type: none"> • Long distance measuring, surveying
DW096PK 26x Auto Level 300' Range 26x Magnification		<ul style="list-style-type: none"> • Long distance measuring, surveying

Laser Distance Measurers

DW055E 55' Laser Distance Measurer 55' Range 1M Shock Resistant			<ul style="list-style-type: none"> • Point and click measurements
DW065E 65' Laser Distance Measurer 65' Range 1M Shock Resistant			<ul style="list-style-type: none"> • Calculate room area for flooring estimates • Measure wall square footage for paint jobs • HVAC estimates
DW03050 165' Laser Distance Measurer 165' Range 2M Shock Resistant			<ul style="list-style-type: none"> • Floor to ceiling measurements for estimates • Calculate room area for flooring estimates • Calculate room volume for heating and cooling jobs • Measure wall square footage for paint jobs • HVAC estimates
DW03101 330' Laser Distance Measurer 330' Range 2M Shock Resistant			<ul style="list-style-type: none"> • Floor to ceiling measurements for estimates • Calculate room area for flooring estimates • Calculate room volume for heating and cooling jobs • Measure wall square footage for paint jobs • HVAC estimates



JLX® Horizontal/Vertical Tracking Rotary System with GreenBrite® Technology **Model 40-6590**



Call Von Rohr to schedule an ONSITE Demo

Level Up™ to a tracking rotary. Simplify long-distance layout work and turn a two person job into a single person job. Set reference lines with ease, work indoors or outdoors. With the 40-6590 tracking rotary, you'll get everything you need to level your jobsite, both indoors and out, including a tripod, grade rod, vertical floor mount, detector, and remote control.

PRODUCT DETAILS

40-6590 Includes > NiMH battery and charger, 4 "C" alkaline battery compartment (batteries not included), detector with clamp and 4 "AA" alkaline batteries, remote control with 2 "AA" alkaline batteries, tinted glasses, magnetic target, vertical bracket, 13' grade rod, tripod, instruction manual, hard-shell carrying case

- Tracks to the detector position for simple reference line layout Horizontal / Vertical Operation - track in either plane
- Vertical mode is ideal for layout of walls or forms
- Slope track / Slope match to 5° in both the X and Y axes
- Bright, Class 3 green beam laser is the most visible laser for indoor work Tilt indicator alerts operator if the laser is bumped or moved
- Includes everything to grade or level your jobsite, including a full 13' grade rod



- Electronic Self Leveling
- 3/32" per 100' accuracy
- 1500' Range

JOHNSON

GRIPS

Basket-Type Pulling Grip Sets



- Handy set gives you the size range you need • Have the correct grip on the job and save time

Specific tions

- Capacity: 30758 - (2) #14 to 4-1/0, .25" - 1.24" diameter
- 597 - 3-1/0 to 250 MCM, .75" - 1.99" diameter
- 598 - 3-350 MCM to 3-750 MCM, 1.50" - 2.99" diameter
- 599 - 3-1/0 to 3-750 MCM, .75" - 2.99" diameter

Catalog No	UPC No	Description
30758	30758	Building Wire Junior Grip Set - diameter range .25" - 1.24". Consists of 30588, 30590, 30592, and 30594, 30584, 30586.



- Use to pull in: conduit or tray
- Type of pulls: building wire manually
- Type of grip: single weave galvanized steel mesh w/ flexible pulling eye
- Select the grip with a maximum rated capacity that meets or exceeds the cable puller's maximum pulling force

Catalog No	UPC No	Cable Diameter Range	Max Rated Capacity	Eye Length	Mesh Length
30596	30596	.19 - .24"	80 lbs	3-1/4"	4-1/4"
30584	30584	.25 - .36"	90 lbs	3-1/4"	4-1/4"
30586	30586	.37 - .49"	180 lbs	3-3/4"	7"
30588	30588	.50 - .61"	260 lbs	4-1/4"	8-1/2"
30590	30590	.62 - .74"	390 lbs	5"	10"
30592	30592	.75 - .99"	560 lbs	5-3/4"	10"
30594	30594	1.00 - 1.24"	780 lbs	6-1/2"	11-1/2"

Junior Basket-Type Pulling Grips



- Use to pull in: conduit or tray
- Type of pulls: light-duty, short, easy runs
- Type of grip: single weave galvanized steel mesh with flexible pulling eye
- Select the grip with a maximum rated capacity that meets or exceeds the cable puller's maximum pulling force

Catalog No	UPC No	Cable Diameter Range	Max Rated Capacity	Eye Length	Mesh Length
30536	30536	.50 - .61"	560 lbs	5"	16"
30538	30538	.62 - .74"	560 lbs	5"	16"
30540	30540	.75 - .99"	800 lbs	6"	20"
30542	30542	1.00 - 1.24"	1360 lbs	7"	20"
30544	30544	1.25 - 1.49"	1360 lbs	7"	21"
30546	30546	1.50 - 1.99"	1360 lbs	8"	23"
30548	30548	2.00 - 2.49"	1700 lbs	9"	25"
30550	30550	2.50 - 2.99"	2120 lbs	9"	27"
30552	30552	3.00 - 3.49"	2940 lbs	10"	30"
30554	30554	3.50 - 3.99"	2940 lbs	10"	32"

T-Basket-Type Pulling Grips



- Use to pull in: conduit or tray
- Type of pulls: medium-duty
- Type of grip: double weave galvanized steel mesh w/ flexible pulling eye
- Select the grip with a maximum rated capacity that meets or exceeds the cable puller's maximum pulling force

Catalog No	UPC No	Cable Diameter Range	Max Rated Capacity	Eye Length	Mesh Length
Short					
30558	30558	.50 - .61"	900 lbs	8"	21"
30560	30560	.62 - .74"	1120 lbs	8"	24"
30562	30562	.75 - .99"	1360 lbs	9"	24"
30564	30564	1.00 - 1.49"	1920 lbs	9"	24"
30566	30566	1.50 - 1.99"	3280 lbs	11"	24"
30568	30568	2.00 - 2.49"	3700 lbs	12"	24"
30570	30570	2.50 - 2.99"	4900 lbs	12"	24"
30572	30572	3.00 - 3.49"	4900 lbs	14"	24"
30574	30574	3.50 - 3.99"	6200 lbs	14"	26"
Standard					
30576	30576	.75 - .99"	1360 lbs	9"	36"
30578	30578	1.00 - 1.49"	1920 lbs	9"	36"
31010	31010	1.50 - 1.99"	3280 lbs	11"	36"
30580	30580	2.00 - 2.49"	3700 lbs	12"	36"
31012	31012	2.50 - 2.99"	4900 lbs	12"	36"
30582	30582	3.00 - 3.49"	4900 lbs	14"	36"
31014	31014	3.50 - 3.99"	6200 lbs	14"	40"

VON ROHR EQUIPMENT CORP.

GREENLEE



ALIGNMENT MARKINGS

1/2"X4" HYDRAULIC DRIVER PUNCH SET 7310SB



QUICK CHANGE CARBIDE CUTTER KIT, 8PC 648



ADJUSTABLE CABLE STRIPPING TOOL G2090



CRIMP TOOL, BAT 6T 120V CHARGER EK628L11



FOR RENT

CRIMP TOOL, 12T-LI BAT 120V CHARGER EK1240L11



FOR RENT

CRIMPING TOOL, DIELESS 12T-LI BAT 120V C EK12IDL11



FOR RENT

SHEAR 30T Strut & Threaded Rod Hydraulic Shearing Station

Quick Die Change System

Easily swap out dies with no tools or loose parts

Automatic Retraction

Retaining spring arm brings back dies into starting position for next cut

Material Rest

Keeps material perpendicular for clean cuts and extended die life

Die Grooves

Ensures the dies are inserted correctly every time



Hydraulic Hose Through-Hole

Safely contains hydraulic hose from the pump to the ram




Powerful 30-Ton Hydraulic Ram

Easily and quickly shears through tough material



Laser-Marked Measuring System

Accurately shear each piece to precise length with movable arm and measuring stop



Hydraulically Powered

Use with Greenlee 980 electric pump or EHP700L11 battery-powered pump



FOR RENT

MOBILE BENDING TABLE 881 - MBT 881CTE980

GREENLEE



**INTELLI-PUNCH™ 11-TON TOOL
WITH SLUGBUSTER® KNOCKOUTS
1/2"-4"
LS100X11SB4**



**BIT KIT, STEP-#1, #3 & #8
35884**
Add "C" to number for stainless steel bits



**BATTERY RATCHET CUTTER
ESR1000LX**
• Capacity - 1000 kmil Cu /
1250 kmil Al
• Produce clean, uniform cuts
• Ergonomic design to decrease muscle
fatigue



FOR RENT

UT PACKAGE W/ MOBILE
VERSI BOOM
6909
FG01


FOR RENT

G10 TUGGER™

10,000 lb. Puller

Hands Down Faster. Period.

Force Indicator
Display force to help prevent damage to puller & cable



Right-Angle Sheave
Keeps operators out of direct line of pulls



Multi-Purpose Foot Switch
Control speed and start/stop operation with foot switch

New Specialized Dual-Speed Motor

Allows for faster pulls up to 10,000 lb.

Increases the productivity and reduces the risk of injury & strain

SPECIFICATIONS

Pulling Force	Continuous - 0 lb. to 8,000 lb. (0 kN to 28.9 kN)
	Momentary - 8,000 lb. to 10,000 lb. (35.6 kN to 44.5 kN)
Rope Size	7/8" Diameter Double-Braided, Polyester Composite, Rated at 32,000 lb. (143 kN) Recommended Rope - 34137
Motor	120 VAC, 60 Hz, Single Phase, 20 Amps
Capstan Speed with No Load	High Speed - 22.4 ft/min (6.8 m/min)
	Low Speed - 13.5 ft/min (4.1 m/min)
Weight (G10 Tugger Only)	100 lb. (45.4 kg)

Various Mount Systems Available*

Chain Mount



Floor Mount



Boom Mount



*Rope not included

Professional. Nothing Less.™



ORDERING INFORMATION

CAT. NO.	UPC. NO.	DESCRIPTION
N G10	783310047919	G10 TUGGER only
N G10-MVB	783310048015	G10 TUGGER with Mobile VersiBoom™ including 2-1/2", 3" and 4" adapters
N G10-C	783310047926	G10 TUGGER with chain mount
N G10-F	783310047933	G10 TUGGER with floor mount

N = NEW PRODUCT

ACCESSORIES

CAT. NO.	UPC. NO.	DESCRIPTION
02846	783310028468	Chain mount
00865	783310008651	Floor mount
MVB	783310005537	Mobile VersiBoom™ II including 2-1/2", 3" and 4" adapters
00464	783310004646	Foot switch

PULLING PRODUCTS

Check out these additional Greenlee pulling products



G-Series Smart Pull

Monitor real time force, speed and distance during a cable pull avoiding rework and liability.



Cable Feeder

Increase efficiency and productivity by using a cable feeding system to make cable setup and payout a one-person job.



Cable Handling

A comprehensive line of jack stands, reel rollers, caddies and dispensers to efficiently handle cable payout.



Grips & Crimpers

Save time by using Gator Grips™. Select the size for an indent crimper, and be set up for the pull in less than two minutes.



Pulling Rope

Use up to 3/4" rope with a maximum rated capacity that meets or exceeds the cable pullers maximum pulling force.



Pulling Accessories

An extensive line of sheaves, including hook, conveyor, feeding, and tray-type for different cable pulling applications.

RIDGID



The new RIDGID® RP 350 features a brushless motor that is capable of over 100,000 press cycles and requires no scheduled maintenance. Get access to hard-to-reach locations with endless 360° swivel. With the most advanced LED lighting and color-coded status indicators, the RP 350 has been upgraded from top to bottom. It's also the only press tool in the industry compatible with all RIDGID Standard Series press jaws, rings, actuators and attachments.

THE ALL-DAY PERFORMANCE PRESS TOOL.

SPECIFICATIONS

- Capacity 1/2" to 4" Copper, 1/2" to 4" Carbon Steel*, and 1/2" to 2" PEX
- Power 18V Advanced Lithium Ion Battery
- Hydraulic Ram Output..... 7,200 lbs. (32 kN)
- Weight (Tool Only) 7.1 lbs. (3.2 kg)
- Dimensions
 - Length 11.3"
 - Height 11.0"
 - Width 3.1"
- Barrel/Jaw Swivel Angle 360°
- Crimp Cycle Time 4.5 seconds
- Presses Per Charge >300**
- Lighting LED light for no- or low-light environments
- Service Cycle Interval No scheduled maintenance

* Press Booster is needed for 2 1/2" to 4"

** Dependent upon pipe material, pipe size, type of fitting and other factors.



ORDER INFORMATION

CATALOG NO.	DESCRIPTION	WEIGHT (lb.) (kg)	
67053	RP 350 Battery Kit w/ProPress Jaws (1/2" - 2")	50.8	23.0
67058	RP 350 Battery Kit w/ProPress Jaws (1/2" - 1")	30.8	14.0
67063	RP 350 Battery Kit (No Jaws)	18.8	8.5
67068	RP 350 Corded Kit w/ProPress Jaws (1/2" - 2")	47.8	21.7
67073	RP 350 Corded Kit w/ProPress Jaws (1/2" - 1")	27.8	12.6
67078	RP 350 Corded Kit (No Jaws)	15.8	7.1
67083	RP 350 Press Tool Only	7.1	3.2



360° SWIVEL HEAD



The B-500 Transportable Pipe Beveller produces high quality bevels in 45 seconds* without flames or sparks. The compact design quickly mounts to pipe 4" and up with a maximum wall thickness of 1/2", and creates consistent bevels in a single pass.





RP 241 PRESS TOOL

The RP 241 is the latest tool in the RIDGID Compact Press Tool family. 25% smaller and 10% lighter than its predecessor, this lightweight, low profile design, is ergonomically designed to help you easily work overhead and in tight spaces.



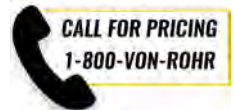
RP 340 MEGA PRESS KIT



TRISTANDS #36273



WET DRY VACS



STRUT SLAYR™



SPECIFICATIONS

- Cutting Capability Up to 12ga 1⁵/₈" x 1⁵/₈" (41mm x 41mm x 2.5mm) or 1⁵/₈" x 1³/₁₆" (41mm x 21mm x 2.5mm) strut channel to the MFMA-4 Standard. **Not for use with Stainless Steel strut.**
- Weight of Head 13 lbs. (5.8 kg) (including dies, not including press tool)
- Press Tool Compatibility RIDGID® Standard Series 32kN Press Tools (Such as the RP340 and RP330). **Not for use with RIDGID 320-E and CT-400 Press Tools.**
- Cut Squareness +/- 2° (Strut must extend past strut support)
- Shearing Dies 1⁵/₈" x 1³/₁₆" (41mm x 21mm) Dedicated Die (Cat. No. 64033)
1⁵/₈" x 1⁵/₈" (41mm x 41mm) Dedicated Die (Cat. No. 64038)
1⁵/₈" x 1³/₁₆" (41mm x 21mm) and 1⁵/₈" x 1⁵/₈" (41mm x 41mm) Combo Die (Cat. No. 64043)
See RIDGID.com for a complete listing.

Available Dedicated or Combo Dies



THE ONE-SIZE-FITS-ALL PRESS TOOL.

SPECIFICATIONS

- Capacity 1/2" - 4" (Copper, Stainless Steel and Carbon Steel) and 1/2" - 2" (PEX)
- Barrel/Jaw Swivel Angle 270°
- Power 18 V Advanced Lithium Ion Battery
- Hydraulic Ram Output 7,200 lbs. (32 kN)
- Weight Tool Only 10.8 lbs. (4.9 kg), w/Battery 11 lbs. (5.0 kg)
- Operating Temperature Range 15° F to 122° F (-10° C to 50° C)
- Dimensions 20.9" x 3.35" x 10.5" (531 x 85 x 267 mm)
- Crimp Cycle Time ~10 sec.
- Lighting LED light for no- or low-light environments
- Charge Time 39 min (2.5 Ah)
- Service Cycle Interval 20,000 cycles



ORDER INFORMATION

CATALOG NO.	DESCRIPTION	WEIGHT (lb.) (kg)	
65468	KIT, RP 342-XL No Actuator/Rings	22.7	10.3



ACCESSORIES

CATALOG NO.	DESCRIPTION	WEIGHT (lb.) (kg)	
60638	2 1/2" - 4" MegaPress XL Ring Kit (Coming Soon!)	29.4	13.3
76652	2 1/2" MegaPress XL Ring	5.9	2.7
76657	3" MegaPress XL Ring	7.1	3.2
76662	4" MegaPress XL Ring	9.9	4.5
66863	Ring Carrying Case (Coming Soon!)	6.5	2.9
65483	RP 342-XL Carrying Case	8.0	4.1
56513	Battery, 18V 2.5 Ah LI	1.1	0.5
56518	Battery, 18V 5.0 Ah LI	1.6	0.7
64383	18V Charger	1.6	0.7

270° SWIVEL HEAD



RIDGID® FlexShaft machines utilize specialized chain knockers attached to a flexible cable that are spun at high speeds. Since the cable spins inside a durable nylon sheath that is housed within a fully contained drum, there is less jobsite mess.

SPECIFICATIONS

- Model.....**K9-306**
- Drain Capacity (Nom.).....3" to 6" (80 – 152 mm)
- Cable Diameter (without Sheath)..... $\frac{3}{8}$ " (10 mm)
- Cable Assy. Diameter (with Sheath)..... $\frac{5}{8}$ " (15,8 mm)
- Cable Assembly Length.....125' (38 m)
- Rotational Speed.....2000 RPM
- Dimension.....36.2" x 20.4" x 32.6" (919.5 mm x 518.2 mm x 828 mm) Handle Down
36.2" x 20.4" x 44.8" (919.5 mm x 518.2 mm x 1137.92 mm) Handle Up
- Operating temperature.....20°F - 140°F (-6°C - 60°C)



ORDER INFORMATION

CATALOG NO.	MODEL NO.	DESCRIPTION	WEIGHT (lb.) (kg)
66593	K9-306 NA	FlexShaft, K9-306 NA 3"-6" (75 mm - 150 mm) Pipes Includes: $\frac{3}{8}$ " by 125' (10 mm x 38 m) cable and kit*	159 72.1

* K9-306 includes: 4" Chain Knocker, 6" Chain Knocker, FlexShaft Lubricant, 4MM Hex Key, 3MM Hex Key, RIDGID Tool Bag, 12" Sheath Stock, 4" Sheath Spacer, 6" Sheath Spacer, Manual Pack.

Chain Knockers

- All pipe types
- For soft blockages and grease



Carbide Tipped Chain Knockers

- Hard walled pipes
- For scale, roots, grease and soft blockages



Penetrating Head Chain Knockers

- Hard walled pipes
- For wipes, scale, roots, grease and soft blockages



RIDGID.COM/FLEXSHAFT



ACCESSORIES

CATALOG NO.	DESCRIPTION
66618	FlexShaft Knocker, $\frac{3}{8}$ " (10 mm) cable, 3" (75 mm) pipe, 3 chain
66623	FlexShaft Knocker, $\frac{3}{8}$ " (10 mm) cable, 4" (100 mm) pipe, 3 chain
66628	FlexShaft Knocker, $\frac{3}{8}$ " (10 mm) cable, 5" - 6" (125 - 150 mm) pipe, 3 chain
66633	FlexShaft Knocker, $\frac{3}{8}$ " (10 mm) cable, 3" (75 mm) pipe, 3 chain, carbide tip
66638	FlexShaft Knocker, $\frac{3}{8}$ " (10 mm) cable, 4" (100 mm) pipe, 3 chain, carbide tip
66643	FlexShaft Knocker, $\frac{3}{8}$ " (10 mm) cable, 5" - 6" (125 - 150 mm) pipe, 3 chain, carbide tip
66648	FlexShaft Knocker, $\frac{3}{8}$ " (10 mm) cable, 3" (75 mm) pipe, 3 chain, penetrating head
66653	FlexShaft Knocker, $\frac{3}{8}$ " (10 mm) cable, 4" (100 mm) pipe, 3 chain, penetrating head
66658	FlexShaft Knocker, $\frac{3}{8}$ " (10 mm), 5" - 6" (125 - 150 mm) pipe, 3 chain, penetrating head
64338	RIDGID FlexShaft Lubricant, 8 oz
66663	FlexShaft $\frac{3}{8}$ " (10 mm) Assembly, 125' (38 m) cable, sheath, couplings
66668	FlexShaft $\frac{3}{8}$ " (10 mm) Sheath Stock, 12" (30 cm)

VON ROHR

EQUIPMENT CORP.

STRONG MAN SAFETY PRODUCTS

DEBRIS & SAFETY NETTING

SBN-22 Safety Debris Netting

- ▶ Fire Retardant: Meets NFPA 701 Method II & Boston Fire Marshal BFD IX-1
- ▶ Knitted High Density Polyethylene (HDPE) With ¼" Mesh Openings
- ▶ Edges Are Hemmed & Reinforced For Easy Installation
- ▶ Lightweight, UV-Treated & Long Lasting
- ▶ Rip Resistant Mesh Netting
- ▶ Large Hole Openings Allow For Maximum Air Permeability
- ▶ Will Not Unravel When Cut
- ▶ Flexible In Cold Temperatures
- ▶ Debris Containment, Scaffold Netting, Shutdowns/Turnarounds, Floor To Ceiling Protection

Sizes & Availability:

Orange/Blue	4' x 150'	10'6" x 150'
Fire Retardant:	5'6" x 150'	12' x 150'
	8'6" x 150'	
Black Fire Retardant:	8'6" x 150'	10'6" x 150'
Gray/White	8'6" x 150'	
Fire Retardant:		
Green Fire Retardant:	4' x 150'	8'6" x 150'
Black Non-Fire Retardant:	4' x 150'	10'6" x 150'
	8'6" x 150'	



SBN-427 PVC-Coated Debris Netting

- ▶ Fire Retardant: Meets NFPA 701 Method II & Boston Fire Marshal BFD IX-1
- ▶ PVC Coated Polyester With 5/32" Mesh Openings
- ▶ High Visibility Fluorescent Orange
- ▶ Edges Are Hemmed & Reinforced For Easy Installation
- ▶ Lightweight, UV-Treated & Long Lasting
- ▶ Rip Resistant Mesh Will Not Unravel When Cut
- ▶ Hole Openings Allow Air to Flow Through
- ▶ Flexible In Cold Temperatures
- ▶ Meets OSHA Requirements & NYC Local Law #61
- ▶ Debris Containment, Scaffold Netting, Shutdowns/Turnarounds, Short Term Guardrail

Sizes & Availability:

4' x 150'
5'6" x 150'



MADE IN THE USA!

Heavy Duty FR Tarp

- ▶ Fire Retardant: Meets NFPA 701 Method II & Boston Fire Marshal BFD IX-1
- ▶ High-Quality White Woven Polyethylene
- ▶ Strong 10 x 10 Weave, 10 Mil Thickness
- ▶ 2" Reinforced Hems & Corners With Folded Patches
- ▶ Rust Proof Grommets Every 3' Around Perimeter & On Internal Seams
- ▶ Polypropylene Rope In Hem
- ▶ Puncture & Rip Resistant

Sizes & Availability:

10' x 20' (10 Per Carton)
12' x 20' Finished Size (5 Per Carton)
15' x 20' (5 Per Carton)
16' x 20' Finished Size (5 Per Carton)
20' x 21' Finished Size (4 Per Carton)
20' x 21'-5 Finished Size (4 Per Carton)
20' x 30'-1 (2 Per Carton)
20' x 30'-3 (2 Per Carton)




Econo FR Tarp

- ▶ Fire Retardant: Meets NFPA 701 Method II & Boston Fire Marshal BFD IX-1
- ▶ High-Quality White Woven Polyethylene
- ▶ Durable 7 x 7 Weave, 6 Mil Thickness
- ▶ 2" Double-Stitched Hems
- ▶ Rust Proof Grommets Every 3' Around Perimeter

Sizes & Availability:

15' x 20' (5 Per Carton)
20' x 21' Finished Size (4 Per Carton)
20' x 30'-1 (2 Per Carton)





Clean Mat

Prevent dust and dirt from spreading while building or remodeling. Clean mats have all the benefits of the Step N Peel Clean mats without the reusable board.



Carpet Shield®

Carpet Protection film that keeps floors clean and damage free while building, remodeling or painting. This self-adhering film does not shift and is highly resistant to tears.



BUILDER BOARD™ W/LIQUID SHIELD™

The most durable paper board on the market. Builder Board replaces the need for large, bulky sheets of masonite and rolls out flat. It's 100% Breathable, spill resistant and recyclable!



BUILDER BOARD TAPE™

The perfect tape to compliment Builder Board with Liquid Shield Technology. It has an aggressive, high tack adhesive that can seam Builder Board together for months. It's strong, flexible and lays flat.



MULTI SURFACE™

Take advantage of protecting multiple types of flooring and counter tops with just one roll of Multi Surface Protection film. It's easy to use and comes in many sizes.



MULTI SHIELD ALL PURPOSE FLOOR PROTECTION

Thick, light-weight, reusable, water-resistant, breathable, impact and slip resistant! Everything you would ever need in a floor protection product



PRO SHIELD REUSABLE FLOOR PROTECTION

Keep job site floors and counters safe from damage and debris. Pro Shield is light weight, flexible, slip-resistant and keeps liquids from soaking through with a leak-proof backing for months. It's strong, flexible and lays flat.



All Purpose Blue Tape

With a medium tack rubber adhesive, All Purpose Blue Tape will not leave a sticky residue. It's suitable for clean removal when exposed to direct or indirect sunlight and is 5 mil thick.



SERIES 2000 MATERIAL LIFT

SUMNER

Sumner Manufacturing Co, Inc.

Built for Heavy Material & Continuous Work

Series 2000 Features:

- Lifts up to 1,000 lb (455 kg)
- 10, 15, 20 and 25 foot heights (3.5, 4.9, 6.3 and 7.7 m)
- No tools required
- No loose hardware
- Mast hold-down secures mast for safe transport

Pulley Guards

Load cable cannot come off.



Reversible Forks

Using plunger pins, forks remove and reverse easily for added height or to get flush with a ceiling. No loose pieces!



Fits through doorways!



Loading Bar

Great for overhead cranes

Roller Wheels

Helps to roll into trucks or vans

Inside-Mast Cable Feed

Cable feeds inside mast, removing exposed cable from near the operator's face.

Sumner-built Winch

Highly reliable, single-speed winch uses idler roller to feed cable evenly on the drum to avoid cable flats. Handles are removable when not in use.

CALL FOR PRICING
1-800-VON-ROHR

10" Rough Terrain Wheels

Makes loading a truck or van hassle free (optional on Series 2000 Lifts).

Fast Action Stabilizer Legs

Mounted on base top, stabilizer legs fold down with ease and lock in place. Optional on models 2010 & 2015.

Lockable 5" Casters

Hard tread urethane wheels with Delrin® bearings.

MADE IN USA

Part No.	Description	Max Height		Lifting Capacity		Lift Weight		Shipping Weight	
		Feet	Meter	lb	kg	lb	kg	lb	kg
783700	2010 Material Lift	11' 7-1/8"	3.5	1,000	455	188	85.5	223	104.4
783701	2015 Material Lift	16' 2-1/2"	4.9	800	360	280	127.3	315	143.2
783702	2020 Material Lift	20' 9-3/4"	6.3	800	360	355	161.4	390	177.3
783703	2025 Material Lift	25' 5-1/8"	7.7	650	300	430	195.5	465	211.4

VON ROHR EQUIPMENT CORP.

METALTECH SCAFFOLDING



GUARDRAILS SYSTEM FOR JOBSITE SERIES PERRY STYLE
ASSEMBLED DIMENSIONS (W X D X H)
70 X 33.5 X 48.5 IN.
I-CISCPYGR



TOOL TRAY
Safer organized clutter free work area, installs at any rung height

JOBSITE SERIES
**PERRY
STYLE™**



SET OF 14" OUTRIGGERS WITH CASTER
Use when stacking 2 units



SET OF 46" OUTRIGGERS WITH CASTER
Use when stacking 3 units



JOBSITE SERIES™ PERRY SCAFFOLD STYLE™
ASSEMBLED DIMENSIONS (W X D X H)
73.75 X 29.25 X 78.75 IN.
I-CISCPY

PERRY STYLE™

METALTECH



BUILDMAN™ 6' HIGH PORTABLE SCAFFOLD
ASSEMBLED DIMENSIONS (W X D X H) 59.25 X 30 X 74 IN
I-BM6S



WALL HAULER SERIES 3000 DRYWALL CART – WELDED
ASSEMBLED DIMENSIONS (W X D X H)
49.25 X 22.25 X 48.5 IN.
I-BMD3131YGR

FLUKE



Fluke 1587 FC Insulation Multimeter, 1000V
Model: 1587FC

Perform insulation tests with voltages 50V, 100V, 250V, 500V, 1000V. Capable of testing frequency, capacitance, temperature, AC/DC voltage and more. Part of the Fluke Connect family of wireless test tools.



Fluke 1736 3-Phase Power Logger with Current Probes
Model: 1736

Perform insulation tests with voltages 50V, 100V, 250V, 500V, 1000V. Capable of testing frequency, capacitance, temperature, AC/DC voltage and more. Part of the Fluke Connect family of wireless test tools.



Fluke 370 FC Series True-rms Clamp Meters
Model: 370 FC

The Fluke 370 FC Series (376 FC, 375 FC and 374FC) offers advanced troubleshooting performance. The iFlex® flexible current probe allows easy connections to wires in tight spaces. In addition, all three clamps are now part of the Fluke Connect® family of wireless test tools.

FLUKE

Fluke T6 Electrical Testers with FieldSense Technology

Models: T6-600 and T6-1000

The new Fluke T6-600 and T6-1000 Electrical Testers with FieldSense technology let you measure voltage the same way you measure current, without test lead contact to live voltage. Just slide the open jaw over a conductor and see the voltage level. Much more than just a voltage detector, these new testers give you a reliable voltage and current measurement, without test leads, and without contacting a bare, metal conductor.

5 reasons the T6 belongs in your toolbox

1. Be safer: Measure voltage to 1000 V ac through the open fork, without test leads.
2. Be faster: No need to open covers or remove wire nuts.
3. Be more efficient: Simultaneously measure voltage and current.
4. Be everywhere: 17.8 mm open fork is widest in the industry; measure up to 200 A on 4/0 wires (120 mm²).
5. Go beyond simple detection. Actually measure ac voltage and current values without test leads.





GFRG - For Drywall Ceilings

Karp's FG glass fiber reinforced gypsum access doors provide unobstructed access and satisfy upscale design installation requirements by blending seamlessly into drywall ceilings.

- Perfect for retail
- A great commercial solution
- Meets design needs for hospitality

Door Size	Ceiling Opening	Weight Per Door
9" x 9"	15" x 15"	6 lbs
12" x 12"	18" x 18"	9 lbs
16" x 16"	22" x 22"	10 lbs
18" x 18"	24" x 24"	11 lbs
24" x 24"	30" x 30"	16 lbs

Hinge FG door available for custom orders. Special sizes and modifications available on request.

Flushed Access Doors



KDW

The KDW has a textured frame and bead so drywall joint compound can be applied in sufficient thickness to conceal the flange. Prepunched holes in the flange facilitate fastening the flange to framing members with drywall screws.

- Material: Frame: 16 ga. steel / Door: 14 ga. steel
- Hinge Type: Pin type hinge, spring loaded making door removable Flush &
- Latch Type: screwdriver operated or cylinder lock with dust shutter
- Finish: Prime coat of rust inhibitive electrostatic powder, painted white

Door Size	Wall / Ceiling Opening	Number of Latches	Shipping Weight
6" x 6"	6 3/8" x 6 3/8"	1	1.8 lbs
8" x 8" *	8 3/8" x 8 3/8"	1	2.4 lbs
10" x 10" *	10 3/8" x 10 3/8"	1	3.3 lbs
12" x 12"	12 3/8" x 12 3/8"	2	5.8 lbs
14" x 14"	14 3/8" x 14 3/8"	2	6.5 lbs
16" x 16" *	16 3/8" x 16 3/8"	2	8.8 lbs
18" x 18" *	18 3/8" x 18 3/8"	2	11.1 lbs
22" x 22"	22 3/8" x 22 3/8"	4	15.3 lbs
24" x 24" *	24 3/8" x 24 3/8"	5	17.2 lbs
36" x 24"	36 3/8" x 24 3/8"	5	25.9 lbs

Special sizes and modifications available on request.



DSC-214M - For All Surfaces

The DSC-214M is a distinctly superior access door for new installations or for remodeling. The exposed flange adds rigidity to the unit and perfectly conceals the rough wall opening. Flexible anchor straps can be provided for installation within masonry.

- Material: Frame: 16 ga. steel / Door: 14 ga. steel
- Hinge Type: Pin type hinge, spring loaded making door removable Flush &
- Latch Type: screwdriver operated or cylinder lock with dust shutter
- Finish: Prime coat of rust inhibitive electrostatic powder, painted white
- Trim: 1" wide, one-piece construction
- Notes: Masonry anchor straps can be included on all frames if specified

The newly redesigned DSC-214M general purpose access door is now standard with:

- White finish of rust inhibitive electrostatic powder paint.
- Redesigned frame with radius corners and 1" wide trim.
- Spring-loaded pin hinge makes door removable.

Door Size	Wall / Ceiling Opening	Number of Latches	Shipping Weight
6" x 6"	6 3/8" x 6 3/8"	1	2.1 lbs
8" x 8" *	8 3/8" x 8 3/8"	1	3.1 lbs
10" x 10" *	10 3/8" x 10 3/8"	1	4.3 lbs
12" x 8"	12 3/8" x 8 3/8"	1	4.6 lbs
12" x 12"	12 3/8" x 12 3/8"	1	6.3 lbs
14" x 14"	14 3/8" x 14 3/8"	2	8.1 lbs
16" x 12"	16 3/8" x 12 3/8"	2	7.8 lbs
16" x 16" *	16 3/8" x 16 3/8"	2	9.9 lbs
18" x 12"	18 3/8" x 12 3/8"	2	8.9 lbs
18" x 18" *	18 3/8" x 18 3/8"	2	12.2 lbs
20" x 16"	20 3/8" x 16 3/8"	2	11.8 lbs
22" x 22"	22 3/8" x 22 3/8"	4	16.3 lbs
24" x 12"	24 3/8" x 12 3/8"	2	10.6 lbs
24" x 18"	24 3/8" x 18 3/8"	2	14.5 lbs
24" x 20"	24 3/8" x 20 3/8"	2	16.5 lbs
24" x 24" *	24 3/8" x 24 3/8"	5	18.7 lbs
30" x 20"	30 3/8" x 20 3/8"	5	20.1 lbs
30" x 22"	30 3/8" x 22 3/8"	5	21.7 lbs
30" x 24"	30 3/8" x 24 3/8"	5	23.6 lbs
30" x 30"	30 3/8" x 30 3/8"	5	27.8 lbs
36" x 22"	36 3/8" x 22 3/8"	5	25.6 lbs
36" x 24"	36 3/8" x 24 3/8"	5	28.2 lbs
36" x 36"	36 3/8" x 36 3/8"	5	36.8 lbs
48" x 24"	48 3/8" x 24 3/8"	6	34.4 lbs

* These sizes available as standard sizes in stainless steel. Special sizes and modifications available on request.



Current Tools

FOR THE PROFESSIONAL ELECTRICIAN



Model 754
Offset Bender

BENDING

Model 77
Bender

Model 254P-252
Bending Package



Shown with
700SR 1/2"-2"
Rigid Single Shoe Group



Current Tools

FOR THE PROFESSIONAL ELECTRICIAN



Model 100
Two Speed Cable Puller

with patented
ROTABOOM™
Patent # 9,899,811



Model 66
High Speed Cable Puller



Model 88
Cable Puller




EZ Rope
*Low Friction —
Lightweight Pulling Rope*



Model 33
High Speed Cable Puller

PULLING

IN-HOUSE PRE-TIED CEILING WIRE



Von Rohr Equipment offers Pre-Tied Ceiling Wire with the Pin & Clip included.

We will cut to your specifications. Common Sizes:
 6' --> 5'6"
 8' --> 7'6"
 12' --> 11'6"



REPAIR AT VON ROHR

Von Rohr Equipment is an **Authorized Warranty Repair Center** for many of the top manufacturers in the industry.
We know down time on the job site costs you money.

When your tools go down, count on us to pick them up and effectively repair them right the first time, AST!
IN HOUSE SERVICE • JOB SITE PICKUP & DELIVERY

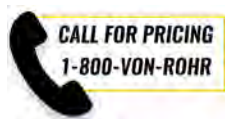
We service what we sell and more:

- Air Equipment, Tools and Compressors
- Bending and Pulling Equipment
- Compaction Equipment
- Concrete Vibrators
- Gas Powered Saws
- Gas Small Engines
- Generators
- Cable Cutters and Crimpers
- Hoisting Equipment
- Hydraulics
- Material Lifts
- SeeSnakes
- Small Power Tools
- Threading Equipment
- Power Actuated Tools
- Electrical Tester Calibration



RENT AT VON ROHR

At Von Rohr Equipment we know that purchasing certain items is not always cost effective or in the budget.
That is why we offer a large selection of Rental Equipment.



NEXT DAY ARRIVAL - JOB SITE PICKUP & DELIVERY

Weekly and Monthly Rentals offered on all Major Brands:

- Ace Smoke Eater
- Burndy
- Diamond Products
- Gardner Bender
- General Pump
- Greenlee
- Honda
- Hougen
- Lincoln Electric
- Miller
- Ridgid
- Rol-A-Lift
- Sumner
- Vermette



Our large Warehouse has all types of Rentals:

- Generators
- Concrete Breakers
- Welders
- Material Handling
- Cable Pulling
- Scaffold
- Pipe Benders
- Threading/Grooving
- Core Drills
- HydroTest Pumps
- Demo Saws
- Cable Termination
- Lifting Equipment
- Pumps



SOUTHWIRE

CABLE CUTTING

COMPACT RATCHETING CABLE CUTTER

CCPR400S



- Hardened steel-cutting blades provide sharpness and lasting strength
- Cuts up to 600 MCM copper and aluminum cables
- Two-step ratcheting mechanism for few strokes per cut
- Quick-release lever opens blade at any time during operation

31-1/2" UTILITY CABLE CUTTER WITH FIBERGLASS HANDLES

CCP750



- Adjustable pivot bolt provides for easy blade adjustment
- Strong fiberglass handles for easy cutting
- Curved blade jaws hold cable while blades make efficient clean cuts
- Cuts up to 750 MCM copper, 1000 MCM aluminum, and 1-1/2" diameter communications cables

CABLE PULLING

MAXIS® 3K CABLE PULLER

M3K-M



- One person, 2 minute set up
- 2 pulling speeds: 25 feet per minute on low (at no load) and 100 feet per minute on high (at no load)
- Quickly adapts from underground to overhead pulls
- No need to bolt to the ground on most pulls
- Able to pull up to 8 ft. of wire out of the conduit
- 3,000 lb. peak capacity with continuous rate of 1,500 lb. on low
- Can adapt to virtually any wire pull
- Can be anchored to most trucks' standard 2" receiver hitch
- Includes 8 conduit adapters: 2" - 4"
- Puller cart with tool bag

SIMPULL™ FISH TAPE TUBE

FTSP45-240FMLT



- Spiral extruded polymer design reduces the amount of effort required to push or pull the fish tape through EMT or PVC conduit
- Combines the strength of a steel fish tape with greater flexibility than fiberglass fish tapes
- Flexible metal leader on one end and non-conductive leader on the opposite end
- 40% lower coefficient of friction than Southwire steel fish tape

SIMPULL™ FISH TAPE

FTSP45-125NCT



- 75', 100', 125' non-conductive tip fish tape
- High impact, durable case for lasting durability and use
- Non-conductive leader reduces risk of damage to wire jackets
- Leader glows in the dark for easier tracking on low-light conditions
- Spiral extruded polymer allows for faster install time
- Spiral extruded polymer does not rust and will not break when folded
- Weighs less than steel
- 40% lower coefficient of friction than Southwire steel fish tape



Does not break when folded



Weighs less than steel



Does not rust



Faster install time



Glows in the dark

Model #	Description	Length	Tip Type
FTSP45-75NCT	FISH TAPE, 4.5MM, FTSP45-75NCT, 75' TRI	75'	Non-Conductive
FTSP45-125NCT	FISH TAPE, 4.5MM, FTSP45-125NCT, 125' TRI	125'	Non-Conductive
FTSP3-100NCT	FISH TAPE, 3MM, FTSP3-100NCT, 100' TRI	100'	Non-Conductive
FTSP3-240NCT	FISH TAPE, 3MM, FTSP3-240NCT, 240' TRI	240'	Non-Conductive
FTSP45-75FML	FISH TAPE, 4.5MM, FTSP45-75FML, 75' TRI	75'	Flexible Metal Leader
FTSP45-125FML	FISH TAPE, 4.5MM, FTSP45-125FML, 125' TRI	125'	Flexible Metal Leader
FTSP3-100FML	FISH TAPE, 3MM, FTSP3-100FML, 100' TRI	100'	Flexible Metal Leader
FTSP3-240FML	FISH TAPE, 3MM, FTSP3-240FML, 240' TRI	240'	Flexible Metal Leader
FTSP45-240FMLT	FISH TAPE, 4.5MM, FTSP45-240FMLT, 240' TRI	240'	Both

CABLE PULLING

MAXIS® EXTREME DUTY CIRCUIT PULLER

XD1



- Lightweight and portable
- One person setup and operation
- Accepts most commercial 18V cordless drills
- Removable capstan to facilitate polyline removal
- Expandable length up to 34.5 inches

MAXIS® EXTREME DUTY CABLE PULLER

XD10



- The Maxis® XD10 EXTREME Duty Cable Puller is designed to get the job done, thriving in the most extreme pulling conditions. The XD10 allows you to pull faster and safer up to 10,000 lbs.

EXTENSION CORDS

14/3 50' SJTW OUTDOOR EXTENSION CORDS

2488SW8804



- Power indicator light in female receptacle to show that power is on
- Power block provides additional outlets for power distribution

HOLE MAKING

MAX PUNCH™ 360 HYDRAULIC KNOCKOUT TOOL

MP360HP



- Full 360 degree articulating head for tight spaces
- Lightweight aluminum head
- Compact pump with padded handle

MATERIAL HANDLING

PROJAX™ REEL STANDS

MPJ02



- One person can easily transport through most jobsite environments
- Minimum drill recommendations: 18V cordless, equivalent of 1000 in. lb. torque rated, for reels up to 10,000 lb.
- Easy adjustment for uneven surfaces on jobsite
- Axle rests on steel rollers for easy wire pay off
- Axle safety guard ensures that reel will not fall off of jack stands
- Uses an 18V cordless drill to lift wire reels
- PRO-JAX™ stands can lift up to 10,000 lb. as a pair
- Can be used with 1 1/4" - 3" axle

SIMPull™ FLANGE SF-01



- The SIMpull™ Flange's shaftless design, safely allows one person to turn a wooden reel up to 34 in. and 2000 lbs. into a time saving, field-installable solution that removes the need to handle heavy jack stands.

12/3 50' SJTW OUTDOOR EXTENSION CORDS

2588SW0002



- Power indicator light in female receptacle to show that power is on
- Power block provides additional outlets for power distribution

LIGHTING

SLIM SERIES 15 WATT LED WORK LIGHT - TWIN HEAD WITH 2-STEP TRIPOD

411315



- LED pure white light with long lamp life
- Comfort grip handle
- Three year manufacturers warranty
- Durable, no hot surfaces

VON ROHR EQUIPMENT CORP.

M.K. MORSE

MORSE
THE M. K. MORSE COMPANY

M.K. MORSE is a leader in bandsaw blades, hole saws, reciprocating saw blades, hacksaw blades, hole boring, and circular saw blades.



Metal Devil 5-3/8 Inch 50 Tooth Thin Steel Cutting Saw Blade with 5/8-Inch Arbor

CSM53850CLTSC



Metal Devil CirculsrNXT Saw Blade, 12-Inch Diameter, 60 Teeth, 1-Inch Arbor, for Steel Cutting

CSM1260NSC



Metal Devil 10-Inch 52-Teeth Thin Steel Cutting Saw Blade with 5/8-Inch and Diamond Knockout Arbor

CSM1052NTSC



Metal Devil CirculsrNXT Saw Blade, 14-Inch Diameter, 66 Teeth, 1-Inch Arbor, for Steel Cutting

CSM1466NSC



MA45PS 7/16" Hole Saw Arbor (5/8-18 Thread)
Fits 1-1/4" - 6" Saws



RBA418



RB95006



RB61014



RB618



RB618T50



RB65006



CTR608MC1



HOLESAW BIM
MHS 1-1/8"
MHS18
1-1/8" / 29mm
Diameter

HOLESAW BIM
MHS 2"
MHS32
2" / 51mm
Diameter

STIHL

STIHL



TS 420 STIHL Cutquik®
A 14" cutting wheel puts this cut-off machine in the big leagues of performance, efficiency and ease of use.



HP Ultra 2-Cycle Engine Oil
This fully synthetic 2-cycle engine oil is specially suited for high performance chainsaws and power tools.



GS 461 ROCK BOSS®
A powerful concrete cutter designed for deep cutting and square corners – perfect for construction and renovation projects.

STIHL®



MS 291
A high-performance, fuel-efficient chainsaw. Great for felling, firewood cutting and storm cleanup.



BR 450
A professional 2-stroke blower with plenty of power to get the job done.

DIABLO



D0842CF
8 in. x 42 Tooth Steel
Demon Metal Cutting
Saw Blade for 4300
Max. RPM Saw



DS0912BW
9" Diablo Bi-Metal
Recip Blade for Nail
Embedded Wood
(Single)



D0748F
Steel Demon 7-1/4 in. x 48 Tooth Metal
Cutting Carbide Circular Saw Blade



D12100X
12 in. x 100 Tooth Ultimate Polished
Finish Circular Saw Blade



D1080X
10 in. x 80 Tooth Carbide
Circular Saw Blade



DS0914BF
9" Diablo Bi-Metal Recip Blade for Medium
Metal Cutting (3/32" to 5/16") (Single)

What makes Diablo different?

1. We produce our own carbide so we are able to create solutions designed for specific applications to maximize your blade's cutting life
2. We are certified quality control (ISO9001 Vision 2000) so you consistently get maximum performance
3. We create innovative product designs catered to your cutting application for highest quality finish and longest cutting life
4. We are manufactured in the most sophisticated and technologically-advanced facilities to provide you with the latest innovation in Diablo products

CHAMPION

Multi Step Drills

List No. MSD

2 Flute / HSS / Split Point



Description: Graduated step design creates clean, accurate, bur free holes of multiple diameters in all sheet metals up to 1/8" thick. Self starting tip eliminates the need for pilot hole drilling, while the balanced double flute design provides less chattering.

Application: Junction boxes, switch boxes, metal studs, electrical appliances, lighting fixtures, PVC, plexiglass and auto body repair.



EDP No./ Diameter	No. of Steps	Size Range
MSD-1/2 x 1/8	13	1/8-1/2 x 32nds
MSD-1/2 x 3/16	6	3/16-1/2 x 16ths
MSD-7/8 x 1/4	9	single hole 7/8
MSD-3/4 x 1/4	9	1/4-3/4 x 16ths
MSD-7/8 x 3/16	12	3/16-7/8 x 16ths
MSD-1-1/8 x 7/16	12	7/16-1-1/8 x 16ths
MSD-3/8	1	single hole - 3/8
MSD-1/2	1	single hole - 1/2
MSD-1 x 9/16*	9	9/16-1 x 16ths
MSD-1-3/8 x 1/4	10	1/4-1-3/8 x 16ths
MSD-1-3/8 x 3/4	10	1/4-1-3/8 x 16ths
MSD-1-1/8 x 1/4	1	single hole - 1-1/8
MSD-1-1/2 x 1/4	11	1/4-1-1/2 x 8ths

*MSD-1 x 9/16 has no drill point

EDP No.	Contents
MSD-SET	MSD-1/2 x 1/8, MSD-1/2 x 3/16, MSD-3/4 x 1/4



MSD-SET



Champion split-point engages material quicker and provides a secondary cutting edge

CROSS REFERENCE:

CHAMPION MSD	UNIBIT®	KLEIN®	VARIBIT®	BOSCH®	MK MORSE®
1/2X1/8	#1	59001	VB1	SDH1	ESD01
7/8X3/16	#4	590014	VB8	SDH2	ESD03
3/4X1/4	#3	59003	VB3	SDH3	ESD04
7/8X1/4	#11	59008	VB7	SDH5	ESD10
3/8	#12	59007	VB6	SDH12	ESD06
1/2	#10	59007	VB6	SDH8	ESD07
1X9/16	#20	59002	VB2	SDH7	ESD08
1/2X3/16	#2	59005	VB4	SDH6	ESD02
1-3/8X1/4	#5	59004	VB12		
1-1/8X1/4	#13	590011	VB11	SDH11	ESD05

CHAMPION

CHAMPION


Carbide Tipped Hole Cutters

List No. CT5



Description: Carbide tipped hole cutter features ultra hard tungsten carbide teeth, pilot drill and ejector spring.

Application: For cutting steel plate, iron, aluminum, copper, cast iron, stainless steel, FRP and plastics up to 3/16" thick. Ideal for electrical, mechanical and HVAC contractors.



1 Special tungsten carbide teeth with carbide tip pocket

- Excellent wear and heat resistance
- Cuts stainless steel and tough alloys
- Tip pocket for quicker chip extraction

2 One piece construction

- No assembly required
- Stable accurate drilling

3 Strong, heat resistant ejector spring

- Ejects the slug saving time

4 Stepped pilot drill

- Reduces tip impact

5 Safety collar stop

- Prevents over penetration for safer, faster operation.

Applications

- Junction / Switch Boxes
- Metal Studs
- Appliances
- Auto Body Repair
- Truck Body Repair

- Cut longer and faster than holesaws and twist drills, increasing productivity on the job
- Perfect portable tool for the professional electrician, plumber, mechanic and contractor
- Better than bi-metal holesaws
- For cutting steel plate, iron, aluminum, copper, cast iron, stainless steel, FRP (i.e fiberglass) and plastics
- 9/16" to 2-5/8" have 3/8" shank, 2-3/4" to 5" have 1/2" shank
- See page 141 of the sets section for the full range of CT5 plastic cased sets

EDP No./ Size	EDP No./ Size	EDP No./ Size	EDP No./ Size
CT5-9/16	CT5-1-3/8	CT5-2-1/4	CT5-3-1/4
CT5-5/8	CT5-1-7/16	CT5-2-5/16	CT5-3-3/8
CT5-11/16	CT5-1-1/2	CT5-2-3/8	CT5-3-1/2
CT5-3/4	CT5-1-9/16	CT5-2-7/16	CT5-3-5/8
CT5-13/16	CT5-1-5/8	CT5-2-1/2	CT5-3-3/4
CT5-7/8	CT5-1-11/16	CT5-2-9/16	CT5-3-7/8
CT5-15/16	CT5-1-3/4	CT5-2-5/8	CT5-4
CT5-1	CT5-1-13/16	CT5-2-11/16	CT5-4-1/8
CT5-1-1/16	CT5-1-7/8	CT5-2-3/4	CT5-4-1/4
CT5-1-1/8	CT5-1-15/16	CT5-2-13/16	CT5-4-3/8
CT5-1-3/16	CT5-2	CT5-2-7/8	CT5-4-1/2
CT5-1-7/32	CT5-2-1/16	CT5-2-15/16	CT5-4-3/4
CT5-1-1/4	CT5-2-1/8	CT5-3	CT5-5
CT5-1-5/16	CT5-2-3/16	CT5-3-1/8	

* Sizes 9/16 thru 2-9/16 have 3/8" (10mm) shanks * Sizes 2-5/8 thru 5 have 1/2" (13mm) shanks

EDP No./ Size	Description
CT5-PILOT	Pilot Drill (1-7/8" OAL)
CT5CO-PILOT	Cobalt Pilot Drill for stainless steel
CT5-SCREW	Screw for CT5 Hole Cutter
CT5-SPRING	Spring for CT5 Hole Cutter
CT5-PILOT-TCT	CarbideTipped Pilot Drill for abrasive materials



Smooth Cutting Geometry

Champion hole cutters are made with ultra-hard tungsten carbide teeth for cutting stainless and tough alloys. Relief angle permits discharge of metal chips for smooth cutting.

CHAMPION

Carbide Tipped Hole Cutters List No. CT7



Description: Carbide tipped hole cutter features special ultra hard tungsten carbide triple edge cutting system, pilot drill and ejector spring.

Application: For cutting steel plate, stainless steel, iron, aluminium, copper, cast iron, FRP and plastics up to 1" thick.
The perfect, portable tool for the professional electrician, plumber, mechanic and general contractor.



1 Special tungsten carbide teeth

- Excellent wear and heat resistance
- Cuts stainless steel and tough alloys

2 One piece construction

- No assembly required
- Stable accurate drilling

3 Ejector Spring

- Ejects the slug saving time

4 Safety collar stop

- Prevents over penetration for safer, faster operation.

- Cut longer and faster than holesaws and twist drills, increasing productivity on the job
- Perfect portable tool for the professional electrician, plumber, mechanic and contractor
- Better than bi-metal holesaws
- For cutting steel plate, iron, aluminium, copper, cast iron, stainless steel, FRP (i.e fiberglass) and plastics up to 1" thick
- 9/16" to 3" have 3/8" shank, 3-1/4" to 4-1/2" have 1/2" shank
- See page 141 of the sets section for the full range of CT7 plastic cased sets

Applications

- Junction / Switch Boxes
- Metal Studs
- Appliances
- Auto Body Repair
- Truck / Trailer Frames
- Ductile Pipe

EDP No./ Size	EDP No./ Size	EDP No./ Size	Description
CT5-9/16	CT7-1-13/16	CT7-PILOT	Pilot Drill (2-7/8" OAL)
CT5-5/8	CT7-1-7/8	CT7CO-PILOT	Cobalt Pilot Drill for stainless steel
CT7-11/16	CT7-1-15/16	CT7-SCREW	Screw for CT7 Hole Cutter
CT7-3/4	CT7-2	CT7-SPRING	Spring for CT7 Hole Cutter
CT7-13/16	CT7-2-1/8	CT7-PILOT-TCT	Carbide Tipped Pilot Drill for abrasive materials
CT7-7/8	CT7-2-1/4		
CT7-15/16	CT7-2-3/8		
CT7-1	CT7-2-1/2		
CT7-1-1/16	CT7-2-9/16		
CT7-1-1/8	CT7-2-5/8		
CT7-1-3/16	CT7-2-3/4		
CT7-1-1/4	CT7-2-7/8		
CT7-1-5/16	CT7-3		
CT7-1-3/8	CT7-3-1/4		
CT7-1-7/16	CT7-3-1/2		
CT7-1-1/2	CT7-3-5/8		
CT7-1-9/16	CT7-4		
CT7-1-5/8	CT7-4-1/8		
CT7-1-11/16	CT7-4-1/4		
CT7-1-3/4	CT7-4-1/2		

Triple Edge Cutting System



Champion CT7 hole cutters feature two sets of three cutting blades, each with different geometries. This unique system balances the cutting forces enabling rapid, smooth drilling with better control.

VON ROHR EQUIPMENT CORP.

KENWOOD

FROM SIMPLE ON-SITE COMMUNICATIONS
TO WIDE AREA COVERAGE, KENWOOD
PROTALK HAS **YOUR RADIO**



GOOD

GOCD

PKT23

- 1.5 Watts Transmit Power
- 4 Channels
- Scan Function
- 2 PF Keys
- VOX Ready
- Pocket Size only 3.9 oz
- Range up to 5 Miles
- 2 Year Warranty
- Charge Time 3 hrs
- Battery Life up to 15 hours



GOOD+

GOCD+

TK 3230DX

- Compact, Lightweight
- 1.5 Watts Transmit Power and Range up to 5 miles
- 6 Preset Channels
- SELCALL-PTT ID and Caller ID Display
- 10-Call Alert Tone
- 2 Year Warranty
- Charge Time 2.5 hrs
- Battery Life up to 18 hours



BETTER

BETTER

TK-3400U16P

- 16 Channel VHF/UHF 2 Watt Models
- Tough and Water Resistant
- QT/DQT Encode/Decode
- Voice Scrambler
- Li-Ion Battery offering up to 22 hrs of Operation
- 2 Year Warranty
- Charge Time 3 hrs
- Battery Life up to 22 hours



BETTER+

BETTER+

TK-3402U16P

- 5 Watts FM VHF/UHF
- 16 Channels
- Enhanced Kenwood Audio
- Single Priority/Normal Scan
- Transmit/Busy/Call Alert Scan/Warn LED
- 4-Color LED
- 2 Year Warranty
- Charge Time 3 hrs
- Battery Life up to 18 hours



BEST

BEST

NX-340U16P2

- 2 watt
- Digital Transceiver
- Operates on Analog and Digital
- Max. 16 Channels per Zone
- Tough All Terrain
- Longer Battery Life
- Clean, Powerful Audio
- 3 Year Warranty
- Charge Time 3 hrs
- Battery Life up to 12 hours



BEST+

BEST+

NX-340U16P

- 5 watt
- Digital Transceiver
- Operates on Analog and Digital
- Max. 16 Channels per Zone
- Tough All Terrain
- Longer Battery Life
- Clean, Powerful Audio
- 3 Year Warranty
- Charge Time 3 hrs
- Battery Life up to 12 hours

JET 414560 HVBS-712D, 7" X 12" DELUXE HORIZONTAL / VERTICAL BANDSAW

The JET HVBS-712D Deluxe Horizontal/Vertical Metalworking Bandsaw has everything any operator needs to tackle even the toughest job. Increased the width and height of the stand and added new features

The HVBS-712D is another innovative JET product packed with features you've come to expect.

RENT OR BUY



JET 252750
JBC-5, 5-TON BEAM CLAMP



JET 287502
JLP-A SERIES 3
TON LEVER HOIST, 15' LIFT



JET 180120
VOLT 1T VARIABLE-SPEED ELECTRIC HOIST
1PH/3PH 230V 20' LIFT



JET 101922
S90-150-20, 1-1/2-TON HAND
CHAIN HOIST WITH 20' LIFT



VON ROHR

EQUIPMENT CORP.

DIAMOND PRODUCTS

C
B
7
3
3



3 SPEED

Electric Drill Motor

Power & Productivity

Up to 16" Bit Capacity

Built-in LED Warning Light
No Control Panel Needed for the Motor

Integrated On/Off Switch

Convenient 115 Volt, 20 amp Power



See reverse side for specifications

CB733 Motor
Part # 4244126, Cat # 83983

DIAMOND PRODUCTS



CB733 Features & Benefits:

- 115/20 amp electric motor with on/off switch (no need for control panel)
- Up to 16" bit capacity (when mounted on M-2, M-5 or M-5 PRO)
- Sturdy 3 speed gearbox with oilbath lubrication and mechanical slip clutch
- Extra high efficiency 3000W motor in aluminum housing for better cooling and durability
- Advanced motor protection electronics that include soft-start, overheat and overload protection
- LED light lets the operator easily know that the motor is near overload conditions
- 1.250"-7 threaded spindle with anti-sieze ring to keep Core Bore® bits from getting stuck
- Quick-release water hose connection
- Built-in bubble levels
- Convenient carrying handle

CB733 Specifications:

Voltage / Power Input	155 Volt, 20 Amp
No Load Speed RPM	550/1000/1600
Load Speed RPM	345/630/1000
Spindle Thread	1.250"-7 male / 1/2" BSP female
Clutch	Slip Clutch
Gear Oil Type/Capacity	Shell Spirax S2 A 80W-90 / 650ml
LED Overload Protection	Light to start blinking at 20.5 amps, then go solid at 23.5 amps. Shut down after 6-8 seconds.
Mount	Weka Pattern
Switch	On/Off
Motor Dimensions	21.65" x 6.10" x 8.26"
Weight	28.4 lbs.

CB733 MOTOR ONLY				
Motor Description		Rig Part #	Cat #	Weight (lbs.)
CB733 Electric 3-Speed Drill Motor - 115V, 20amp with water connection		4244126	83983	28.4
M-1 RIGS WITH CB733 MOTOR				
Model #	Rig Description	Rig Part #	Cat #	Weight (lbs.)
M1C-20-CB733-V	M-1 Combo with Vacuum and Control Panel	4245112	85327	136
M1C-20-CB733	M-1 Combo without Vacuum or Control Panel	4245113	39159	129
M1A-20-CB733	M-1 Anchor without Control Panel	4245114	39195	98
M1C-20-CB733-V2	M-1 Combo with Vacuum, without Control Panel	4245115	39317	114
M-2 RIGS WITH CB733 MOTOR				
M2C-20-CB733	M-2 Combo without Vacuum or Control Panel	4245116	39318	110
M2A-20-CB733	M-2 Anchor without Control Panel	4245117	39324	122
M2C-20-CB733-V2	M-2 Combo with Vacuum, without Control Panel	4245118	39330	135
M-5 RIGS WITH CB733 MOTOR				
M5C-20-CB733	M-5 Combo without Vacuum or Control Panel	4245119	39331	105
M5A-20-CB733	M-5 Anchor without Control Panel	4245120	39390	91
M5C-20-CB733-V2	M-5 Combo with Vacuum, without Control Panel	4245121	39420	132
M-5 PRO RIGS WITH CB733 MOTOR				
M5PC-20-CB733	M-5 PRO Combo without Vacuum or Control Panel	4220095	39455	118
M5PA-20-CB733	M-5 PRO Anchor without Control Panel	4220096	39520	92
M5PC-20-CB733-V2	M-5 PRO Combo with Vacuum, without Control Panel	4220097	39533	128



CORE
BORE

MASTER LOCK



Permit Control Station
S3500



Permit Display Case
S3501



Wall Mount Group Lock Box
S3502



Retractable Cable Lockout
with Steel Core Cable
S856



Retractable Cable Lockout
with Nylon Core Cable
S866



Portable Group Lock Box
with Key Window
S600



Portable Group Lock Box
with Key & Side Window
S601



Large Portable Group Lock Box
with Key Window &
Rewritable Tag
S602



Magnification Combination
Dial Padlock
1588D



Bluetooth Smart
Padlock Outdoor
4401DLH



Portable Bluetooth
Lock Box
5440D



Wall Mount
Bluetooth Lock Box
5441D



Bluetooth Smart
Padlock Indoor
4400D



Blind Lockout - Device fully conceals flange bolts preventing access to the blind until all work has been completed. Adjustable, sliding bar provides a tight fit on a variety of flange widths. Recommended for use with nut diameter from 3/4in to 1-1/8in (19mm - 28.7mm). Four lockout holes allow for multiple workers to lockout device at one time. Durable aluminum and hardened steel construction withstands conditions indoors and out. Master carton qty: 6

Blind Flange Lockout Device	
Catalog No	Size
S3922	Small
S3923	Medium
S3924	Large



MASTER LOCK

Elastic, Non-Lockable Confined Space Cove



Easy-to-use, elastic rimmed cover slips over flange of confined space for quick application to deter unauthorized entry. Exceeds OSHA 29CFR 1910.146 Standard for Permit Required Confined Space, Provides OSHA required signage to warn affected workers of confined space hazards

Elastic, Non-Lockable Confined Space Cover	
Catalog No	Size
S201CSS	Small
S201CSM	Medium
S201CSL	Large
S201CSXL	X-Large



Adjustable Cable Lockout,
6ft (1.8m) Cable
S806



Mini Circuit Breaker Lockout
S2394



Adjustable Butterfly Valve Lockout
Includes one (1) S806CBL3 Adjustable locking cable and one (1) S3920 Butterfly Valve Lockout. Locks out valve in seconds by feeding S806CBL3 cable lockout device through desired eyelet and around valve. Both devices are made of durable, lightweight thermoplastic material that is chemical resistant and performs effectively in extreme environments. S3920 has an adjustable design that fits virtually all butterfly valves. Directional application arrows allow for ease of installation and minimize user error. Stainless steel rivet allows device to smoothly pivot open and closed to ensure proper fit. Master carton quantity 24. Commercial packaging S3921



Anodized Aluminum 12-hole
Sliding Hasp, 1in (25mm) Jaw
Clearance Hasp
S440



Anodized Aluminum 24-hole
Sliding Hasp, 1in (25mm) Jaw
Clearance
S450



ADVANT-EDGE™

FLAT EYE & TWISTED EYE

PLY	WEB WIDTH	VERTICAL RATED CAPACITY (LBS.)	CHOKER RATED CAPACITY (LBS.)	BASKET RATED CAPACITY (LBS.)	PRODUCT CODE
ONE PLY	1"	1,600	1,280	3,200	EE1-901
	2"	3,200	2,560	6,400	EE1-902
	3"	4,800	3,840	9,600	EE1-903
	4"	6,400	5,120	12,800	EE1-904
	6"	9,600	7,680	19,200	EE1-906
	8"	12,800	10,240	25,600	EE1-908
TWO PLY	1"	3,200	2,560	6,400	EE2-901
	2"	6,400	5,120	12,800	EE2-902
	3"	9,600	7,680	19,200	EE2-903
	4"	12,800	10,240	25,600	EE2-904
	6"	16,320	13,056	32,640	EE2-906
	8"	22,700	18,200	45,400	EE2-908
THREE PLY	1"	4,100	3,300	8,200	EE3-901
	2"	8,200	6,600	16,400	EE3-902
	3"	12,300	9,900	24,600	EE3-903
	4"	15,300	12,200	30,600	EE3-904
	6"	22,900	18,300	45,800	EE3-906
	8"	30,600	24,500	61,200	EE3-908
FOUR PLY	1"	6,400	5,120	12,800	EE4-901
	2"	12,800	10,240	25,600	EE4-902
	3"	19,200	15,360	38,400	EE4-903
	4"	25,600	20,480	51,200	EE4-904
	6"	38,400	30,720	76,800	EE4-906
	8"	51,200	40,960	102,400	EE4-908




ENDLESS

PLY	WEB WIDTH	VERTICAL RATED CAPACITY (LBS.)	CHOKER RATED CAPACITY (LBS.)	BASKET RATED CAPACITY (LBS.)	PRODUCT CODE
ONE PLY	1"	3,200	2,560	6,400	EN1-901
	2"	6,400	5,120	12,800	EN1-902
	3"	9,600	7,680	19,200	EN1-903
	4"	12,800	10,240	25,600	EN1-904
	6"	19,200	15,360	38,400	EN1-906
	8"	25,600	20,480	51,200	EN1-908
TWO PLY	1"	6,400	5,120	12,800	EN2-901
	2"	12,800	10,240	25,600	EN2-902
	3"	19,200	15,360	38,400	EN2-903
	4"	25,600	20,480	51,200	EN2-904
	6"	38,400	30,720	76,800	EN2-906
	8"	51,200	40,960	102,400	EN2-908



EYE AND EYE



ENDLESS



PERIMETER SAFETY CABLES




AIRCRAFT CABLE




TURNBUCKLES



EYE BOLTS



7X7

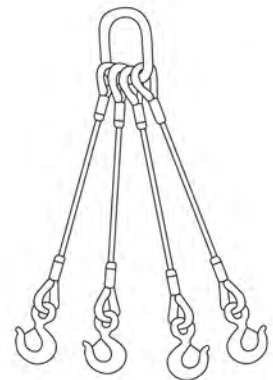
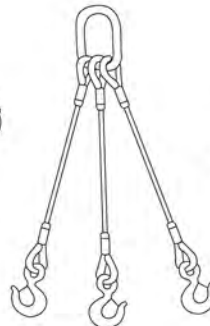
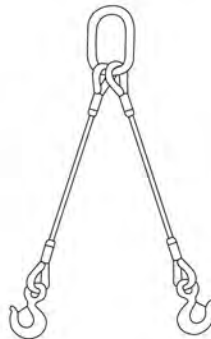


7X19



WIRE ROPE CLIPS

FABRICATED SLINGS CHAIN & WIRE ROPE



ENDLESS ROUND SLINGS



ROUND SLINGS

Endless

COLOR	APPROX. DIAMETER (NO LOAD)	VERTICAL RATED CAPACITY (LBS.)	CHOKER RATED CAPACITY (LBS.)	BASKET RATED CAPACITY (LBS.)	PRODUCT CODE
PURPLE	.625"	2,600	2,100	5,200	ENR1-2600
GREEN	.875"	5,300	4,200	10,600	ENR2-5300
YELLOW	1.125"	8,400	6,700	16,800	ENR3-8400
RED	1.375"	13,200	10,600	26,400	ENR5-13200
BLUE	1.625"	21,200	17,000	42,400	ENR7-21200
GREY	2.125"	31,000	24,800	62,000	ENR9-31000
ORANGE	2.350"	40,000	32,000	80,000	ENR10-40000
BROWN	3.150"	53,000	42,400	106,000	ENR11-53000
OLIVE	3.950"	66,000	52,800	132,000	ENR12-66000

Inquire about lengths desired.

VON ROHR EQUIPMENT CORP.

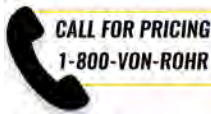
HONDA POWER EQUIPMENT



3/4 HP 115V SUBMERSIBLE PUMP
WSP73



HEAVY-DUTY 2"
CONSTRUCTION TRASH PUMP
WT20



HONDA Power Equipment

Want to see more
Honda Power Equipment?

Check out the full line on our
HONDA WEBSITE:

<http://vonrohr.powerdealer.honda.com/>



HONDA GENERATOR
5000 WATTS, 120/240V
EB5000X



HONDA GENERATOR
6500 WATTS, 120/240V
EM6500SX



HONDA GENERATOR
2200 WATTS,
18.3A, 120V
EB2200ITA

HONDA GENERATOR
2200 WATTS,
18.3A, 120V
EU2200ITA1



HONDA GENERATOR
2800 WATTS, 120V
EG2800I



HONDA GENERATOR
2800 WATTS, 120V
EB2800IXA



HONDA GENERATOR
7000 WATTS, 120/240V
EU7000IS

*Read the owner's manual before operating Honda Power Equipment

LINCOLN ELECTRIC

LINCOLN ELECTRIC



SHIELD-ARC®

Designed specifically for pipeline welding, these cellulose stick electrodes feature superior puddle control at different strength levels to accommodate a wide range of pipe grades.



FLEETWELD®

An industry standard, Fleetweld® cellulose stick electrode is designed to provide features ranging from deep arc penetration for pipe welding to fast freezing slag for sheet metal applications.



ALUMINUM MIG AND TIG

Casting its own aluminum rod enables Lincoln Electric to hold extremely tight tolerances in the chemical composition of its alloys. Lincoln Electric ensures the most reliable, highest quality aluminum MIG wire and TIG welding products.



STICK ELECTRODES

For mild and low alloy steel welding applications. Features cellulose, rutile and low hydrogen coating types designed to provide maximum weldability for a wide range of applications.

RANGER® 330MPX™ WELDER/GENERATOR

SMALLER. SMARTER. QUIETER.
MORE POWERFUL.



The Ranger 330MPX welder and generator leads the way for the construction, maintenance, and service truck industries. The modern design and advanced features allow this machine to streamline welding operations and improve efficiency at the job site. Check out the features below:

SMALLER

The Ranger 330MPX has a 20 percent smaller footprint and is 25 percent lighter than other machines in its class. It transports to the field with less bulk and less effort, leaving more room for other tools and accessories needed on your job site.

SMARTER

The Ranger 330MPX's digital user interface offers a suite of advanced technology that improves weld performance and productivity.

Performance Boosting Technology

- Quick Setup with Ready.Set.Weld®
- ArcFX™ Technology
- CrossLinc™ Technology
- The Chopper Technology®

High Quality Operations

- Clean AC generator with 10 kW of continuous power
- Plenty of power at 330A/28V for 100% duty cycle to weld 1/4 in. 7018 electrode
- The Magnum PRO 250 LX GT Direct Connect Spool Gun
- Arc gouging capabilities up to 3/16" carbon electrode

QUIETER

The Ranger 330MPX is up to 60% quieter than other machines in its class to enhance safety and comfort in the workplace.



Built For
the Way
You Weld.



EXCALIBUR®
7018 MR®

See why Excalibur 7018
MR is the right choice
for any of your low
hydrogen applications.



WELDING GEAR

Personal protective wear includes fire retardant welding gloves, clothing, caps and doo rags, and face protection including glasses, cutting goggles, and shields. Get a complete package with our welding bags. VIKING Auto Darkening Helmets are lightweight, comfortable and full of features. Welding tools include rod ovens to prevent moisture pick up in stick electrode, wire brushes for cleaning steel, curtains and blankets for protection.



MULTIPROCESS

XMT® 304 CC/CV 903471

Portability and excellent arc performance make the XMT family the most popular in the industry. The XMT 304 is the cost-effective, multiprocess model.



Weldcraft™ A-150 Flex
Valve, Rubber, 25 ft.,
Torch Package

WP-17FV-25-R



Weldcraft™ Alumina Gas
Lens Nozzle, #4 (1/4\"),
10 Per Pkg

54N18

Maxstar® 161 S 120-240 V, X-Case, Stick Package 907709001

Best-of-class - provides maximum portability and performance in the most compact Stick package in the industry. Packs dependability and performance all in one machine.

WHAT'S INCLUDED

- Maxstar® 161 S
- 6.5 ft. (2 m.) primary cords for 120 V and 240 V
- 13 ft. (4 m.) stick electrode holder with 25 mm. Dinse-style connector
- 10 ft. (3 m.) work clamp with 25 mm. Dinse-style connector
- Adjustable handle/shoulder strap

STICK WELDING



TIG WELDING

Maxstar® 210 120-480 V 907683

Industry standard - Miller Electric pioneered the Maxstar-type market, now we've perfected it. The Maxstar 210 Series provides a solution for a variety of needs; from simple to fully automated.

WHAT'S INCLUDED

- Maxstar® 210
- 8 ft. (2.4 m) primary cord
- Adjustable shoulder strap
- (2) 50 mm Dinse style connectors

Millermatic® 141 MIG Welder 907612

Welds 24 gauge - 3/16 in.
(0.8-4.8mm) mild steel.
Uses 120V power.

WHAT'S INCLUDED

- Millermatic 141
- 6.5-ft. (2 m) power cord with plug
- 10-ft. (3 m) M-100 MIG gun and cable assembly
- 10-ft. (3 m) work cable with clamp
- Argon and AR/CO2 mix fl w gauge regulator with gas hose
- Hobart® spool of .030-in. (0.8 mm) solid wire

- Quick Select drive rolls for .024-in (0.6 mm) or .030/.035-in.
- 0.8/0.9 mm solid wire, and .030/.035-in. (0.8/0.9 mm) flux-co ed wire
- Two contact tips for .030-in. (0.8 mm) wire
- Material thickness gauge (#229 895)
- Hook-and-loop cord wraps



MIG WELDING



ENGINE DRIVEN

Trailblazer® 325 (Kohler) 907753

Trailblazer® welder/generators deliver unbeatable arc performance providing the smoothest, most stable arc in the industry. The Trailblazer exclusive Auto-Speed™ technology delivers superior runtimes, increased fuel efficiency, and improved welder/generator performance. No other compact machine in the 300-amp class delivers more welding power or more auxiliary power with better fuel efficiency and less noise for productive, profitable, quieter jobsites.



ENGINE DRIVEN

Blue Star® 185 (Kohler) 907664

Reliable outdoor power! Great for farm, ranch, maintenance and hobbyist.



PLASMA CUTTER

Spectrum® 375 X-TREME™ with XT30 Torch 907529

Cuts up to 3/8 in. mild steel. The unit offers easy connection to 120V or 240V input with Auto-Line technology and MVP Adapters.

WHAT'S INCLUDED

Spectrum 375 X-TREME

- XT30 hand-held torch with 12-ft. (3.7 m) cable
- Heavy-duty work clamp with 12-ft. (3.7 m) flexible cable
- 10-ft. (3 m) MVP™ power cord
- MVP plugs 5-15P (120 V, 15 A), 6-50P (240 V, 50 A)
- X-CASE provides protection in transport and storage
- Shoulder Strap
- Consumables box with 2 electrodes, 2 tips, deflector, and air fitting



HD Acetylene regulator,
0-15 PSIG, W/Hard Hat™
40-15-300S



HD Oxygen regulator, 0-175 PSIG, W/
Hard Hat™
40-175-540S

VON ROHR

EQUIPMENT CORP.

WELDING APPAREL



Tillman Jacket 9230

Features:

- Torso made from royal blue 9 oz., 100% cotton Westex® FR7A®.
- Sleeves made from specially tanned Side split Cowhide.
- Sleeves sewn with Kevlar® thread.
- Soapstone pocket on each sleeve.
- Spacious inside pocket for small item storage.
- 30" length.
- To clean, take to dry cleaner experienced in cleaning leather
- Also available with 36" length. Item #9230-36
- Designed for light duty welding only.

Must keep clean to insure protection



Tillman Jacket 3280

Features:

- Bourbon brown premium Side split Cowhide jacket.
- 30" length.
- One soapstone pocket on each sleeve.
- Outside pocket for small item storage.
- Underarm gusset for easier movement.
- Sewn with Kevlar® thread throughout.
- Also available in 36" length 3285



Tillman Gloves
1001



Tillman Gloves 1328

Top grain pearl goatskin leather for superior feel and dexterity.
Seamless forefinger for enhanced feel.
4" cuff, wing thumb
Lock stitched with Kevlar® thread for added strength.



Tillman Jacket

6230

Features

9 oz., green flame etardant cotton jacket.
30" length.
Made from flame etardant, 100% cotton Westex® FR7A®.
Cool, comfortable, washable.
Offers protection from sudden flame exposure, light welding and sparks.
Maintains flame resistance for up to 50 home washings at 145°F or 25 commercial washings up to 165°F

Snap fasteners.



PowerWeld welding blankets offer protection for objects and equipment from sparks, spatter and slag created from welding, grinding and flame cutting processes. The use of multiple layers is recommended for maximum protection.



MEDIUM DUTY

MODEL	SIZE
PW24B66	6' X 6'
PW24B68	6' X 8'
PW24B810	8' X 10'
PW24B1010	10' X 10'
PW24B6050	60" w X 50 Yard Roll

Features:

- 24oz acrylic coated gold fiberglass
- Grommets on 18" (45mm) centers on all sides
- 1000°F (550°C) service temperature
- Kevlar® stitched hems

LIGHT DUTY

MODEL	SIZE
PW17B6050	60" w X 50 Yard Roll

Features:

- 17oz Red Silicon coated fiberglass
- 1000°F (550°C) service temperature
- Oil and water resistant

LIGHT DUTY

MODEL	SIZE
PW18B66UC	6' X 6'
PW18B68UC	6' X 8'
PW18B810UC	8' X 10'
PW18B4050UC	40" w X 50 Yard Roll
PW18B6050UC	60" w X 50 Yard Roll

Features:

- 18 oz heat treated tan fiberglass - uncoated
- Grommets on 18" (45mm) centers on all sides
- 1000°F (550°C) service temperature
- Kevlar® stitched hems

SNAP & LOCK

QUICK ASSEMBLY



Features:

- Available in Stock Sizes: 6x4, 6x6, 6x8 and 6x10
- Snap & Lock Multi-Panel Adapter For 2, 3 & 4 Panel Versions
- Strong 1", 18 gauge tubular steel frames. Black enamel, rust resistant finish
- Quick assembly, with snap & lock metal tubes, no tools required
- Unique fastening system secures tubes and prevents slipping and twisting
- 24" platform legs ensure stability and balance
- 4" bottom clearance for better ventilation
- Multi-panel screens feature one piece "wrap around" curtain designed to prevent sparks and flash from escaping between hinged panels
- Hinged panels permit easy handling and compact storage
- Curtains are held by strong adjustable ties through heavy duty grommets on 12" centers and hemmed with strong, flame resistant Kevlar® thread



BOSCH



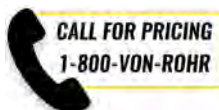
BOSCH



RH540M
1-9/16 In. SDS-Max®
Combination Hammer



RH745
1-3/4 In. SDS-Max®
Rotary Hammer



11255VSR
1 In. SDS-Plus®
Bulldog™ Xtreme
Rotary Hammer



RH328VCQ
1-1/8 In. SDS-Plus®
Rotary Hammer with
Quick-Change
Chuck System



RH328VC
1-1/8 In. SDS-Plus®
Rotary Hammer



RH850VC
1-7/8 In. SDS-Max®
Rotary Hammer



RH1255VC
2 In. SDS-Max®
Rotary Hammer

RECTORSEAL

metacaulk®



METACAULK® MC 150+ FIRESTOP SEALANT

Metacaulk® MC 150+ is an intumescent, one-component, general purpose, fire-rated sealant and smoke seal for construction joints and through-penetrations. A water-based, non-sag caulking grade sealant that is easy to apply as well as to retrofit. An economic choice for most common applications. Sound Transmission Class (STC) rating 65, Tested in a UL 411 wall assembly/section to ASTM E90.

METACAULK® 150+				
Catalog No	Size	Quantity	Dimensions	Cubic Feet
66648	10.3oz Cartridge	12	8x6x12	.34
66385	20.2oz Sausage Pk.	12	9x14x7	.51
66383	30oz Cartridge	12	11x9x17	.97
66389	5 Gallon	1	13 diax14	1.08



METACAULK® 350i INTUMESCENT FIRESTOP SEALANT

Metacaulk® 350i is a one-component, general purpose fire-rated sealant and smoke seal for construction joints and through-penetrations.

Metacaulk® 350i is an intumescent, water-based, non-sag caulking grade sealant that is easy to apply and great for retrofits. It cures to an elastomeric seal that is suitable where dynamic movement is expected. Sound Transmission Class (STC) rating 53, Tested in a UL 411 wall assembly/section to ASTM E90

METACAULK® 350i				
Catalog No	Size	Quantity	Dimensions	Cubic Feet
66616	10.3oz Cartridge	12	8x6x12	.34
66611	20.2oz Sausage Pk.	12	9x14x7	.51
66613	5 Gallon	1	13 diax14	1.08

METACAULK® 1200 FIRESTOP MASTIC

Metacaulk® 1200 is a single component, highly elastomeric water based firestop mastic for construction joints such as top of the wall, curtain wall perimeter, expansion, control, etc. and for general construction gaps and voids.

Metacaulk® 1200 is a water based sealant that comes in two different grades. Metacaulk® 1200 mastic grade is designed for spray applications and provides a fast, economical means of installation on long joint runs.

Metacaulk® 1200 caulk grade is a non-sag sealant that is easy to apply from a caulk gun or troweled. It cures to an elastomeric membrane seal that is suitable where dynamic movement is expected.



METACAULK 350i				
Catalog No	Size	Quantity	Dimensions	Cubic Feet
RED				
66292	20.2oz Sausage Pk.	12	9x14x7	.51
66015	30oz Cartridge	12	11x9x17	.97
66379	5 Gallon	1	13 diax14	1.08
66529	5 Gal. Spray (USA)	1	13 diax14	1.08
66387	5 Gal. Caulk Grade	1	13 diax14	1.08
WHITE				
66525	30 oz Cartridge	12	11x9x17	.97
66527	5 Gallon Spray	1	13 diax14	1.08
66526	5 Gal. Spray (USA)	1	13 diax14	1.08
66386	5 Gal. Caulk Grade	1	13 diax14	1.08
66294	20.2oz Caulk Grade White	12	9x14x7	.51

METACAULK® FIRE RATED PUTTY PADS

Metacaulk® Firestop for Electrical Outlet Boxes

Metacaulk® Putty Pads are used to maintain the hourly rating of fire-rated walls containing electrical outlet boxes and to reduce sound transmission. Only one pad thickness (1/8 inch) is required for a 1 or 2 hour fire rating. No additional putty material needed to plug the end of each electrical metallic tube or conduit at its connection to the box. Hand moldable with no curing time required. STC rating 60, Tested in a UL 411 wall assembly/section to ASTM E90.



METACAULK® FIRE RATED PUTTY PADS				
Catalog No	Size	Quantity	Dimensions	Cubic Feet
66340	6x7x1/8	20	8x7x13	.13
66335	7x7x1/8	20	8x8x4	.15

METACAULK® INTUMESCENT PIPE COLLARS



Metacaulk® Pipe Collars are prefabricated firestop systems for through-penetrations using PVC, CPVC, ABS, PVC foam core, ABS foam core, FRPP, PEX pipe and electrical cable. UL classified for both open and closed pipe systems.

Metacaulk® Pipe Collars feature an easy locking mechanism that assures simple installation. The collar's design greatly reduces the time and expense required to install competitive collars.

METACAULK® INTUMESCENT PIPE COLLARS				
Catalog No	Size	Quantity	Dimensions	Cubic Feet
66352	1 1/2in	12	12x7x5	.24
66353	2 in.	12	12x7x5	.24
66350	3 in.	6	8x8x9	.34
66351	4 in.	6	8x8x9	.34
66354	6 in.	2	15x15x5	.65

BURNDY

CRIMPERS

PAT750LI Battery Actuated Crimping Tool, Hydraulic Self, 12 Ton, 18V Lithium Ion.



- True, one-handed operation for advance, retract, and hold
- 12 ton output force
- State of the art crimping head design, 360° head rotation
- Ergonomically balanced tool design
- Durable High Impact Formed carrying case
- Refined hydraulic system for ultra performance, speed and reliability, Field proven electronics for ultimate reliability in the harshest environments

PAT644LI Battery Actuated Crimping Tool, Hydraulic Self Contained, 11 Ton Output Force, 6 AWG-1000 kcmil Copper, 6 AWG-750 kcmil Aluminium, Dieless, 18V Lithium Ion.



- Dieless system eliminates the need to purchase and maintain dies
- Dieless system allows connectors and splices to become range taking
- 355° head rotation
- Ergonomically balanced

CUTTERS

PATCUT245LI Battery Cutter Tool, with 120V Charger, 12 Ton, 2.45" O.D Cu & Al, 18V



- 180° head rotation
- Cuts up to 2.45" diameter copper/aluminum cable
- Specialized latch style cutting head for interference-free closure for mid-span work
- Ergonomic design, overmolded handle

PATCUT129LI Battery powered crimping tool, 14.5 in L, 3.5 in W, 18 V-DC.



- Special Latch head design provides interference free closure for Mid-Span cuts
- 180° head rotation
- Overmolded handle and ergonomic design
- One-handed operation for advance, retract and hold
- Durable high impact carrying case



Features: The UDIEKITCU Die Kit Includes 15 Sets Of U Dies And The PT29291 Die Case, These Stainless Steel Color Coded Dies Are For Crimping BURNDY YA, YS, YA-A And YS-A Type HYLUG And HYLINK Color Coded Terminals And Splices Ranging From #6 AWG Through 750 KCMIL, BURNDY U Dies Are Used In The Y35, Y39, Y750 Series, PAT750-18V Series, Y46, And PAT46-18V (With PUADP-1 Adapter) Tools, Includes: U5CRT: 6 AWG Copper Wire, U4CRT: 4 AWG Copper Wire, U2CRT: 2 AWG Copper Wire, U1CRT-1: 1 AWG Copper Wire, U25RT: 1/0 AWG Copper Wire, U26RT: 2/0 AWG Copper Wire, U27RT: 3/0 AWG Copper Wire, U28RT: 4/0 AWG Copper Wire, U29RT: 250 KCMIL Copper Wire, U30RT: 300 KCMIL Copper Wire, U31RT: 350 KCMIL Copper Wire, U32RT: 400 KCMIL Copper Wire, U34RT: 500 KCMIL Copper Wire, U36RT: 600 KCMIL Copper Wire, U39RT: 750 KCMIL Copper Wire, PT29291: Die Case



B2000 Cyclone Elec-Power Conduit Bender, 115V/15A, 1/2" to 2" Rigid, EMT, IMC, PVC Coated Rigid,

Includes Cover, 1/Unit Part # B2000

The B2000 Cyclone Electric-Powered Conduit Bender is a unique production conduit bender able to bend 1/2" to 2" Rigid, Rigid aluminum, EMT, and IMC conduit with a single shoe, and no extra parts. The B2000 is also capable of bending PVC-coated rigid conduit from 1/2" to 2". Designed to perform bends in both a horizontal and vertical position to create accurate offset bends and with the ability to make repeatable bends at the same degree. Engineered to save time while creating absolutely accurate bends with Easy-Dial Settings that make training time virtually non-existent. A hook attachment on the pendant controller frees hands while working with conduit. The circuit board is designed with a resetting circuit breaker function that protects the circuit board if the current draw becomes too high and eliminates down time changing fuses. The On/Off switch allows users to shut the machine down for extended periods of time without disconnecting power. Powerful 110/115 V AC, 15 AMP 1 HP DC Motor with Low-volt (95), high-volt (132) automatic shut-off helps protect electrical components from voltage fluctuations. Four wheels (two locking casters) and rear forklift pockets ensure the unit's mobility and maneuverability. Weather-resistant cover included. 408 . unit measures 47"x33"x43". Proudly made in the USA.





FIRESTOP

THE FIRESTOP AUTHORITY

Data Communications

- ▶ EZ-Path® Fire-Rated Pathways 22, 33, 44+
- ▶ EZ-Path® Retrofit Devices
- ▶ EZ-Firestop® Grommets
- ▶ EZ-Path® Smoke & Acoustical Pathway
- ▶ SpecSeal® Ready® Sleeve
- ▶ SpecSeal® Ready® Split Sleeve
- ▶ SpecSeal® SSB Firestop Pillows
- ▶ SpecSeal® CS Composite Sheet
- ▶ SpecSeal® FP Intumescent Firestop Plugs
- ▶ SpecSeal® SSP Putty



Curtain Wall

- ▶ SpecSeal® AS200 Elastomeric Spray
- ▶ FastTack® Firestop Spray
- ▶ SpecSeal® Connection Protection



Find firestop
solutions by application

For over 25 years, Specified Technologies Inc. has worked closely with the construction industry to create simple solutions to complex firestopping problems across a broad range of market segments and industries worldwide.

www.stifirestop.com



Mechanical, Electrical, Plumbing

- ▶ SpecSeal® SSS Intumescent Firestop Sealant
- ▶ SpecSeal® LCI Intumescent Firestop Sealant
- ▶ SpecSeal® LC Endothermic Sealant
- ▶ SpecSeal® WF Firestop Caulk
- ▶ SpecSeal® SIL Silicone Sealant
- ▶ SpecSeal® Smoke 'N' Sound Sealant & Spray
- ▶ SpecSeal® SSM Firestop Mortar
- ▶ SpecSeal® SSC Intumescent Firestop Collars
- ▶ SpecSeal® RTC Intumescent Firestop Collars
- ▶ SpecSeal® LCC Intumescent Firestop Collars
- ▶ SpecSeal® SSW Intumescent Wrap Strips
- ▶ SpecSeal® SSB Intumescent Firestop Pillows
- ▶ SpecSeal® CS Composite Sheet
- ▶ SpecSeal® CID Cast-In Firestop Device
- ▶ SpecSeal® CF Closet Flange Firestop Gaskets
- ▶ FyreFlange™ HVAC Firestop Angle
- ▶ SpecSeal® FP Intumescent Firestop Plugs
- ▶ SpecSeal® SSP Putty & Putty Pads
- ▶ SpecSeal® EP Powershield™ Electrical Box Insert

Construction Joints

- ▶ SpecSeal® AS200 Elastomeric Spray
- ▶ SpecSeal® ESElastomericFirestop Sealant
- ▶ FastTack® Firestop Spray
- ▶ SpeedFlex® Joint Profile
- ▶ SpecSeal® SIL Silicone Sealant
- ▶ SpeedFlex® TTG Track Top Gasket
- ▶ SpecSeal® LC Endothermic Sealant

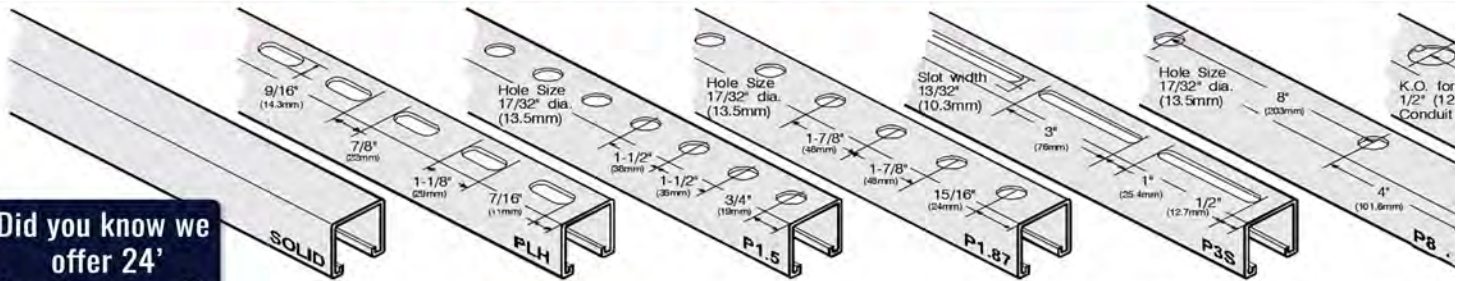
STI Firestop offers the most comprehensive range of firestop products on the market and back them with the most UL® tested systems in the business—over 1,400—from penetration firestop systems and perimeter barrier solutions to static and dynamic construction joints.

VON ROHR

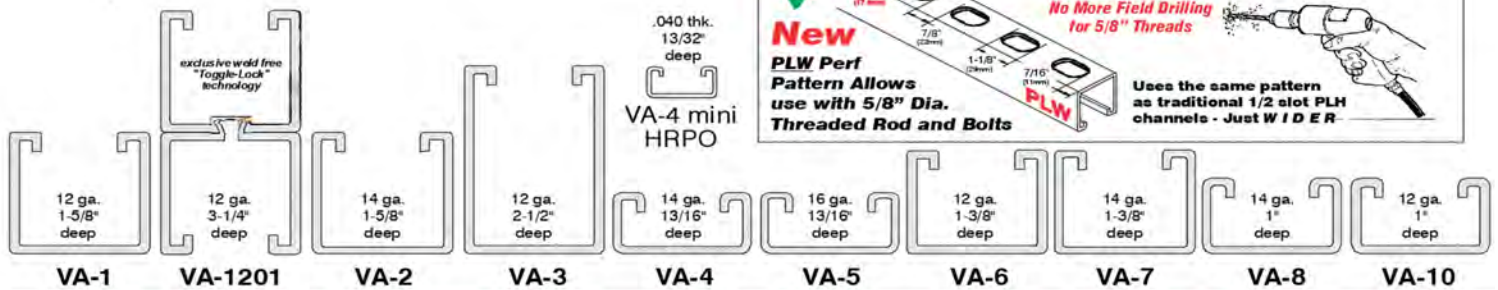
EQUIPMENT CORP.



Did you know we offer 24' length channel?



1-5/8" Wide Standard Channels



VERSABAR PLW Channel Perforation
NEW PRODUCT OFFERING AVAILABLE NOW

No More Field Drilling for 5/8" Threads

Use the same pattern as traditional 1/2 slot PLH channels - Just W I D E R

5/8" THD
11/16" (17mm)
7/8" (22mm)
1-1/8" (29mm)
7/16" (11mm)
PLW

New PLW Perf Pattern Allows use with 5/8" Dia. Threaded Rod and Bolts

FRAMING FITTINGS / PLATED / STAINLESS 304 /

New "QN" Qwik Nut Series
Same size as traditional channel washer but equipped with a "scissor hinge" to lock into place at any point on a threaded rod.

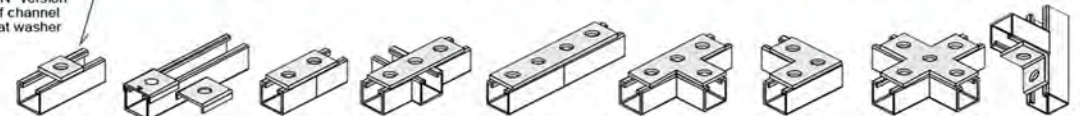


VF-1101-QN (1/4 3/8 & 1/2)

Traditional and now "QN" version of channel flat washer

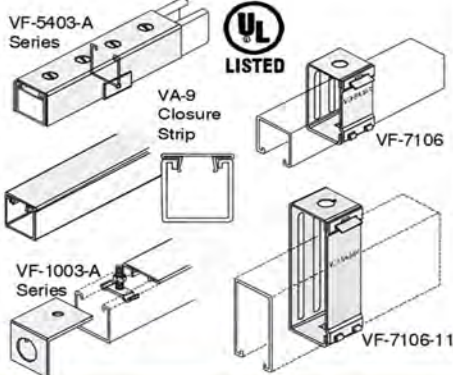


Virtually all common fittings are available in stainless - on the shelf - ready to GO!

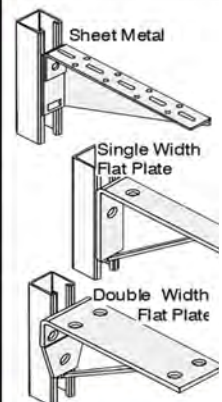
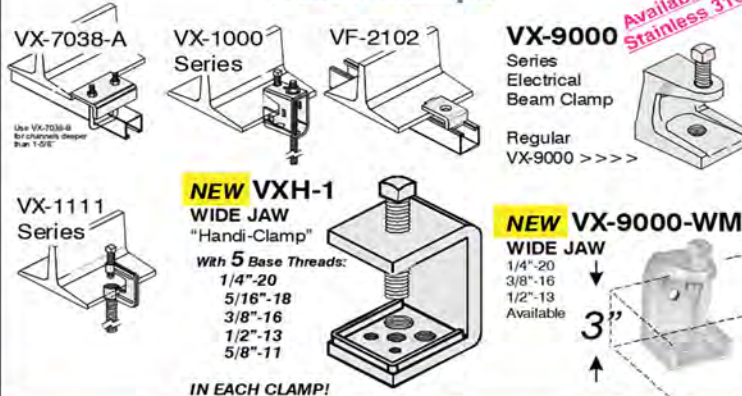


VF-1101 VF-1102 VF-1201 VF-1302 VF-1402 VF-1401 VF-1301 VF-1501 VF-2201

Raceway Products



Beam Clamps

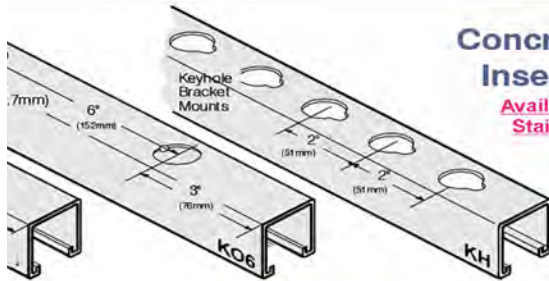


JOB SITE DELIVERY AROUND THE

PHONE: 973-748-9111

We specialize in providing what you need, when you need it. We offer both standard and custom products, on time, everytime.

Stainless • Plated • PVC • Hot Dip • Aluminum



Concrete Insert Nuts

Available in Stainless

Available in Stainless

Concrete Inserts

HDGA Cell Tower Strut 3/4" Perf.

Can also be used with 5/8" T-Rod! Can also be run in SS304 & SS316 as well as all other std. finishes

3/4" Dia. Holes Accept Coax Clips

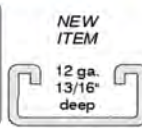
If you don't see it **CALL US** many other items available



VA-11

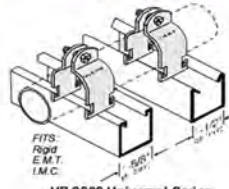


VA-12

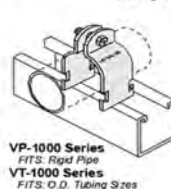


VA-13

Pipe and Tubing Clamps & Isolators



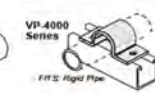
VP-8000 Universal Series
Can be used with 1-5/8" or 1-1/2" Channel



VP-1000 Series
FITS: Rigid Pipe
VT-1000 Series
FITS: O.D. Tubing Sizes
VPT-1000 Series
FITS: E.M.T.



VP-3000 Series
Side opening
Inverted hanger
FITS: Rigid Pipe



VP-4000 Series
FITS: Rigid Pipe

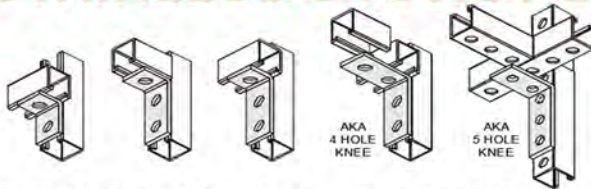


VHZ Series
Vibration dampening tubing and pipe isolation



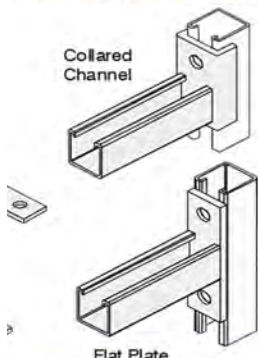
KLO-SHURE
INSULATION
COUPLINGS

STAINLESS/316HOT DIPPED GALVANIZED & MORE



VF-2202 VF-2305 VF-2304 VF-2407 VF-2502-B VF-6402-4 VF-6402 VF-9601-SQ VF-9601 VF-9601-FL

Brackets



Channel Nuts

nuts for VA-4, VA-5, VA-8, VA-10 and VA-13



nuts for VA-1, VA-2, VA-6, VA-7 and VA-12



nuts for VA-3 and VA-11



PORCE-A-CLAMP

The THERMOPLASTIC Cable Isolator Clamps

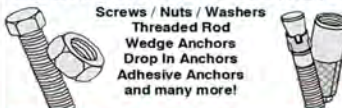


Won't Chip
Won't Break
Won't Rot
Lighter Than Porcelain
Less Expensive
Readily Available



Use with all manufacturers 1-5/8" Channels

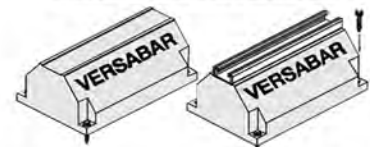
Fasteners & Anchors



Stainless & Carbon Steel

VRP Series Roofing Piers

Exclusive Screw Down Design
Manufactured With:
HOT DIPPED STRUT
& **STAINLESS FASTENERS**



VRP-1
Base Only

VRP-2 With Hot Dipped Strut
And Stainless Steel Fasteners
DO NOT SETTLE FOR LESS!!

Other Combinations Available

TRI-STATE AREA!

NEW VN-1-RS
NEW VN-1-RS-SS-316
Threaded Rod Stabilizers
For Seismic Bracing

Just place rod inside of channel,
insert clamping nut, and tighten.
Zinc Plated & Stainless Steel 316



THE RIGHT ANCHOR FOR THE RIGHT JOB

ANCHORS
FASTENERS
SCREWS

von Rohr Equipment Corp. carries an extensive line of fastening solutions.

Don't see something in the upcoming pages? Give us a call and we can special order any kind of fastener you need for your job.

DeWALT®

ENGINEERED BY Powers™

DUST X+™

ANCHOR INSTALLATION SYSTEM

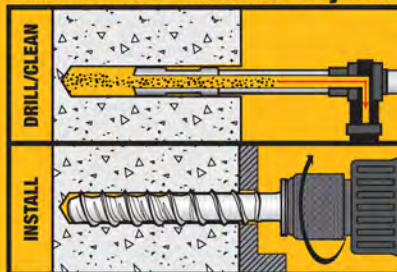
MECHANICAL ANCHORS

A TESTED ANCHOR INSTALLATION SYSTEM BY DeWALT THAT IS OSHA TABLE 1 COMPLIANT AND ICC-ES APPROVED

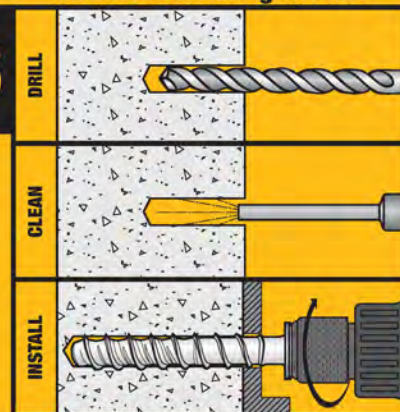
DRILL + EXTRACT + ANCHOR



DustX+ Anchor Installation System



Traditional Cleaning Method



ELIMINATE
100%
OF TRADITIONAL
HOLE CLEANING STEPS
WITH DUST X+*

*These claims are abbreviated instructions which may vary by application. Review and follow the instructions accompanying the product or refer to the product technical manual located at anchors.DEWALT.com





ENGINEERED BY **Powers**



Hollow Drill Bits

SDS+ HOLLOW DRILL BITS

CAT #	DIA	USABLE LENGTH	OVERALL LENGTH
DWA54038	3/8"	9-3/4"	14-1/2"
DWA54012	1/2"	9-3/4"	14-1/2"
DWA54916	9/16"	9-3/4"	14-1/2"
DWA54058	5/8"	9-3/4"	14-1/2"
DWA54034	3/4"	9-3/4"	14-1/2"

SDS MAX HOLLOW DRILL BITS

CAT #	DIA	USABLE LENGTH	OVERALL LENGTH
DWA58058	5/8"	15-3/4"	23-5/8"
DWA58034	3/4"	15-3/4"	23-5/8"
DWA58078	7/8"	15-3/4"	23-5/8"
DWA58001	1"	15-3/4"	23-5/8"
DWA58118	1-1/8"	15-3/4"	23-5/8"
DWA58958	5/8"	39-3/8"	47-1/4"
DWA58934	3/4"	39-3/8"	47-1/4"
DWA58978	7/8"	39-3/8"	47-1/4"
DWA58901	1"	39-3/8"	47-1/4"
DWA58918	1-1/8"	39-3/8"	47-1/4"
DWA58114	1-1/4"	39-3/8"	47-1/4"
DWA58138	1-3/8"	39-3/8"	47-1/4"
DWA58112	1-1/2"	39-3/8"	47-1/4"

Dust Extractor

DWV012

CAT #	DIA
DWV012	10 Gallon HEPA/RRP Wet/Dry Dust Extractor with Automatic Filter Clean
	Amps: 15 Amps Max CFM: 155 CFM

Kit Includes:

- DWV9330 (2) HEPA Filters
- DWV9316 (1) Anti-Static Hose
- DWV9402 (1) Fleece Bag



Y-CUTTER CARBIDE TIP:
EXACT POSITIONING,
MAXIMUM DURABILITY

**DUST REMOVED
THROUGH
BIT HOLLOW**



Mechanical Anchors

SCREW-BOLT™+ High Performance Screw Anchor

ICC-ES ESR-3889 (Concrete), ESR-4042 (Masonry); IBC & IRC 2015, 2012, 2009. Recognition in cracked & uncracked concrete including seismic and wind loading (Category 1 Anchors)

Uses standard ANSI tolerance drill bits. One-piece, finished head, head ratchet teeth lock against fixture. Tough threads tap high strength concrete

POWER-STUD®+SD1 Wedge Expansion Anchor

ICC-ES ESR-2818 (Concrete), ESR-2966 (Masonry); IBC & IRC 2015, 2012, 2009. Recognition in cracked & uncracked concrete including seismic and wind loading (Category 1 Anchors)

Fully threaded, torque controlled. Carbon steel body & expansion clip

POWER-STUD®+SD2 Wedge Expansion Anchor

ICC-ES ESR-2502 (Concrete), ESR-2966 (Masonry); IBC & IRC 2015, 2012, 2009. Recognition in cracked & uncracked concrete including seismic and wind loading (Category 1 Anchors)

Fully threaded, Torque controlled. Carbon steel body, SS expansion clip

POWER-STUD®+SD4/SD6 STAINLESS STEEL Wedge Expansion Anchor

ICC-ES ESR-2502 (Concrete), IBC & IRC 2015, 2012, 2009. Recognition in cracked & uncracked concrete including seismic and wind loading (Category 1 Anchors)

Fully threaded, Torque controlled

SD4: Type 304 - stainless steel anchor body; type 316 expansion clip and hex nut

SD6: Type 316 - stainless steel anchor body, expansion clip and hex nut

POWER-BOLT™+ Heavy Duty Sleeve Anchor

ICC-ES ESR-3260 (Concrete); 1/2", 5/8" & 3/4" IBC & IRC 2015, 2012, 2009. Recognition in cracked & uncracked concrete including seismic and wind loading (Category 1 Anchors)

Torque controlled, Low profile finished hex head

Go to <http://anchors.dewalt.com/anchors/products/mechanical-anchors> for a full listing of sizes, quantities and approvals

RECOMMENDED HAMMER SELECTION BY BIT DIAMETER*

BIT DIA	SDS + HAMMERS							SDS MAX HAMMERS			
	D25133K	DCH133	D25262K	D25263K / DCH263	DCH293	D25333K	D25416K	D25481K / DCH481	D25604K	D25733K / DCH733	D25773K / DCH773
3/8"	✓	✓	✓	✓	✓	✓	✓	✗	✗	✗	✗
1/2"	✓	✓	✓	✓	✓	✓	✓	✓	✗	✗	✗
5/8"	✓	✓	✓	✓	✓	✓	✓	✓	✓	✗	✗
3/4"	✗	✗	✗	✓	✓	✓	✓	✓	✓	✓	✗
7/8"	✗	✗	✗	✓	✓	✓	✓	✓	✓	✓	✓
1"	✗	✗	✗	✗	✗	✗	✓	✓	✓	✓	✓
1-1/8"	✗	✗	✗	✗	✗	✗	✗	✓	✓	✓	✓
1-1/4"	✗	✗	✗	✗	✗	✗	✗	✗	✓	✓	✓
1-3/8"	✗	✗	✗	✗	✗	✗	✗	✗	✓	✓	✓
1-1/2"	✗	✗	✗	✗	✗	✗	✗	✗	✗	✓	✓

✓ OPTIMUM

✗ MAXIMUM

✗ NOT RECOMMENDED

* "Based on 15-3/4" of embedment. For deeper holes go up in hammer size."

Copyright ©2019 DeWALT. The following are trademarks for one or more DeWALT power tools, accessories, anchors and concrete adhesives: The yellow and black color scheme; the "D"-shaped air intake grill; the array of pyramids on the handgrip; the kit box configuration; and the array of lozenge-shaped humps on the surface of the tool.

ICDWDXSTXMECANCHSS

Powers

MECHANICAL FASTENERS

CODE LISTED
ICC-ES ESR-2818
CRACKED CONCRETE

CODE LISTED
ICC-ES ESR-2966
MASONRY

Power-Stud®+ SD1

Wedge Type Expansion Anchor

- Base Material: Normal-Weight Concrete, Sand-Lightweight Concrete, Concrete over Metal Deck, Grout-Filled Masonry
- Size Range: 1/4" diameter, 3/8" diameter to 1-1/4" diameter (cracked and uncracked concrete)
- Anchor Material: Zinc Plated Carbon Steel Body and Expansion Clip, with Nut and Washer

The Power-Stud+ SD1 anchor is a fully threaded, torque-controlled, wedge expansion anchor which is designed for consistent performance in cracked and uncracked concrete. Suitable base materials include normal-weight concrete, structural sand-lightweight concrete and concrete over metal deck. The anchor is manufactured with a zinc plated carbon steel body and expansion clip.



Carbon Steel Hex Head PB+				
Catalog No	Size	Thread Length	Std Box	Std Ctn
7400SD1*	1/4" x 1-3/4"	3/4"	100	600
7402SD1	1/4" x 2-1/4"	1-1/4"	100	600
7404SD1	1/4" x 3-1/4"	2-1/4"	100	600
7410SD1*	3/8" x 2-1/4"	7/8"	50	300
7412SD1*	3/8" x 2-3/4"	1-3/8"	50	300
7413SD1	3/8" x 3"	1-5/8"	50	300
7414SD1	3/8" x 3-1/2"	2-1/8"	50	300
7415SD1	3/8" x 3-3/4"	2-3/8"	50	300
7416SD1	3/8" x 5"	3-5/8"	50	300
7417SD1	3/8" x 7"	5-5/8"	50	200
7420SD1*	1/2" x 2-3/4"	1"	50	200
7422SD1	1/2" x 3-3/4"	2"	50	200
7423SD1	1/2" x 4-1/2"	2-3/4"	50	200
7424SD1	1/2" x 5-1/2"	3-3/4"	50	150
7426SD1	1/2" x 7"	5-1/4"	25	100
7427SD1	1/2" x 8-1/2"	6-3/4"	25	100
7428SD1	1/2" x 10"	8-1/4"	25	100
7430SD1*	5/8" x 3-1/2"	1-1/2"	25	100
7432SD1	5/8" x 4-1/2"	2-1/2"	25	100
7433SD1	5/8" x 5"	3"	25	100
7434SD1	5/8" x 6"	4"	25	75
7436SD1	5/8" x 7"	5"	25	75
7438SD1	5/8" x 8-1/2"	6-1/2"	25	50
7439SD1	5/8" x 10"	8"	25	50
7440SD1*	3/4" x 4-1/4"	1-3/4"	20	60
7441SD1*	3/4" x 4-3/4"	2-1/4"	20	60
7442SD1	3/4" x 5-1/2"	3"	20	60
7444SD1	3/4" x 6-1/4"	3-3/4"	20	60
7446SD1	3/4" x 7"	4-1/2"	20	20
7448SD1	3/4" x 8-1/2"	6"	10	60
7449SD1	3/4" x 10"	7-1/2"	10	40
7451SD1	3/4" x 12"	9-1/2"	10	40
7450SD1*	7/8" x 6"	2-3/4"	10	40
7452SD1	7/8" x 8"	4-3/4"	10	40
7454SD1	7/8" x 10"	6-3/4"	10	40
7461SD1*	1" x 6"	2-3/8"	10	30
7463SD1	1" x 9"	5-3/8"	10	30
7465SD1	1" x 12"	8-3/8"	5	20
7473SD1	1-1/4" x 9"	4-3/4"	5	15
7475SD1	1-1/4" x 12"	7-3/4"	5	15

* Sizes which are less than the minimum standard anchor length for strength design. The published length is the overall length of the anchor. Allow for fixture thickness plus one anchor diameter for the nut and washer thickness when selecting a length. All anchors are packaged with nuts and washers.

Tie-Wire Power-Stud



Tie-Wire Power-Stud					
Catalog No	Size	Tie-Wire Hole Size	Min Embed	Std Box	Std Ctn
7409SD1	1/4" x 2"	9/32"	1-1/8"	100	600

CODE LISTED
ICC-ES ESR-2502
CRACKED CONCRETE

Power-Stud®+ SD2

Wedge Type Expansion Anchor

- Base Material: Normal Weight Concrete, Sand-Lightweight Concrete, Concrete over Metal Deck, Grout-Filled Masonry
- Size Range: 3/8" to 3/4" diameter (Cracked and Uncracked Concrete)
- Anchor Material: Zinc Plated Carbon Steel Body with Stainless Steel Expansion Clip

The Power-Stud+ SD2 anchor is a fully threaded, torque-controlled, wedge expansion anchor which is designed for consistent performance in cracked and uncracked concrete. Suitable base materials include normal-weight concrete, structural sand-lightweight concrete and concrete over metal deck. The anchor is manufactured with a zinc plated carbon steel body and stainless steel expansion clip for premium performance.



Power-Stud+ SD2 Carbon Steel Body & SS Expansion Clip				
Catalog No	Size	Thread Length	Std Box	Std Ctn
7413SD2	3/8" x 3"	1-5/8"	50	300
7414SD2	3/8" x 3-1/2"	2-1/4"	50	300
7415SD2	3/8" x 3-3/4"	2-1/2"	50	300
7416SD2	3/8" x 5"	3-3/4"	50	300
7422SD2	1/2" x 3-3/4"	2-1/8"	50	200
7423SD2	1/2" x 4-1/2"	2-7/8"	50	200
7424SD2	1/2" x 5-1/2"	3-7/8"	50	150
7426SD2	1/2" x 7"	5-3/8"	25	100
7427SD2	1/2" x 8-1/2"	6-7/8"	25	100
7435SD2	5/8" x 4-3/4"	2-7/8"	25	100
7433SD2	5/8" x 5"	3-1/8"	25	100
7434SD2	5/8" x 6"	4-1/8"	25	75
7436SD2	5/8" x 7"	5-1/8"	25	75
7438SD2	5/8" x 8-1/2"	6-5/8"	25	75
7442SD2	3/4" x 5-1/2"	3-1/4"	20	60
7444SD2	3/4" x 6-1/4"	4"	20	60
7446SD2	3/4" x 7"	4-3/4"	20	60
7448SD2	3/4" x 8-1/2"	6-1/4"	10	60

The published length is the overall length of the anchor. Allow for fixture thickness plus one anchor diameter for the nut and washer thickness when selecting a length. All anchors are packaged with nuts and washers.

MECHANICAL FASTENERS


CODE LISTED
ICC-ES ESR-2502
CRACKED CONCRETE

Power-Stud® SD4 + SD6

Stainless Steel Wedge Type Expansion Anchor

- Base Material: Normal -Weight Concrete, Sand-Lightweight Concrete
- Size Range: 1/4" through 3/4" diameter
- Anchor Material: Stainless Steel Body with Expansion Clip with Nut and Washer

The Power-Stud® SD4 and Power-Stud® SD6 anchors are fully threaded, torque controlled, stainless steel wedge expansion anchors which are designed for consistent performance in cracked and uncracked concrete. Suitable base materials are normal-weight and sand-lightweight concrete. The anchor is manufactured with a stainless steel body and expansion clip. Nut and washer are included.



Catalog No	Size	Thread Length	Std Box	Std Ctn
Power-Stud® SD4 (304 SS)				
7300SD4*	1/4" x 1-3/4"	3/4"	100	600
7302SD4	1/4" x 2-1/4"	1-1/4"	100	600
7304SD4	1/4" x 3-1/4"	2-1/4"	100	600
7313SD4	3/8" x 3"	1-5/8"	50	300
7315SD4	3/8" x 3-3/4"	2-3/8"	50	300
7316SD4	3/8" x 5"	3-5/8"	50	300
7322SD4	1/2" x 3-3/4"	2"	50	300
7323SD4	1/2" x 4-1/2"	2-3/4"	50	300
7324SD4	1/2" x 5-1/2"	3-3/4"	50	300
7326SD4	1/2" x 7"	5-1/4"	25	100
7333SD4	5/8" x 5"	3"	25	100
7334SD4	5/8" x 6"	4"	25	75
7338SD4	5/8" x 8-1/2"	6-1/2"	25	50
7342SD4	3/4" x 5-1/2"	3-1/8"	20	60
7348SD4	3/4" x 8-1/2"	6-1/8"	10	40
7349SD4	3/4" x 10"	7-5/8"	10	40
Power-Stud® SD6 (316SS)				
7600SD6*	1/4" x 1-3/4"	3/4"	100	600
7602SD6	1/4" x 2-1/4"	1-1/4"	100	600
7604SD6	1/4" x 3-1/4"	2-1/4"	100	600
7610SD6*	3/8" x 2-1/4"	7/8"	50	300
7612SD6	3/8" x 2-3/4"	1-3/8"	50	300
7613SD6	3/8" x 3"	1-5/8"	50	300
7614SD6	3/8" x 3-1/2"	2-1/8"	50	300
7615SD6	3/8" x 3-3/4"	2-3/8"	50	300
7616SD6	3/8" x 5"	3-5/8"	50	300
7617SD6	3/8" x 7"	5-5/8"	50	300
7620SD6*	1/2" x 2-3/4"	1"	50	300
7622SD6	1/2" x 3-3/4"	2"	50	300
7623SD6	1/2" x 4-1/2"	2-3/4"	50	300
7624SD6	1/2" x 5-1/2"	3-3/4"	50	300
7626SD6	1/2" x 7"	5-1/4"	25	100
7630SD6*	5/8" x 3-1/2"	1-1/2"	25	100
7632SD6	5/8" x 4-1/2"	2-1/2"	25	100
7633SD6	5/8" x 5"	3"	25	100
7634SD6	5/8" x 6"	4"	25	75
7636SD6	5/8" x 7"	5"	25	75
7638SD6	5/8" x 8-1/2"	6-1/2"	25	50
7640SD6*	3/4" x 4-1/4"	1-7/8"	20	60
7641SD6*	3/4" x 4-3/4"	2-3/8"	20	60
7642SD6	3/4" x 5-1/2"	3-1/8"	20	60
7644SD6	3/4" x 6-1/4"	3-7/8"	20	60
7646SD6	3/4" x 7"	4-5/8"	20	60
7648SD6	3/4" x 8-1/2"	6-1/8"	10	40

* Asterisked catalog numbers denote sizes which are less than the minimum standard anchor length for strength design.

Power-Stud HD5

Wedge Type Expansion Anchor

- Base Material: Concrete, Grouted CMU
- Size Range: 3/8" diameter through 3/4" diameter
- Anchor Material: Hot-dip galvanized carbon steel body, stainless steel expansion clip, hot-dip galvanized nut and washer

The Power-Stud HD5 anchor is a fully threaded, torque-controlled, wedge expansion anchor. Suitable base materials include normal-weight concrete, sand-lightweight concrete and grouted concrete masonry. The anchor is manufactured with a hot-dip galvanized carbon steel body and stainless steel expansion clip. Nut and washer are included.



Hot-Dip Galvanized Power-Stud				
Catalog No	Size	Thread Length	Std Box	Std Ctn
7713HD5	3/8" x 3"	1-1/2"	50	300
7715HD5	3/8" x 3-3/4"	2-3/8"	50	300
7716HD5	3/8" x 5"	3-1/2"	50	300
7717HD5	3/8" x 7"	5-1/2"	50	200
7720HD5	1/2" x 2-3/4"	1"	50	200
7722HD5	1/2" x 3-3/4"	2"	50	200
7723HD5	1/2" x 4-1/2"	2-3/4"	50	200
7724HD5	1/2" x 5-1/2"	3-3/4"	50	150
7726HD5	1/2" x 7"	5-1/4"	25	100
7730HD5	5/8" x 3-1/2"	1-1/2"	25	100
7733HD5	5/8" x 5"	3"	25	100
7734HD5	5/8" x 6"	4"	25	75
7738HD5	5/8" x 8-1/2"	6-1/2"	25	50
7741HD5	3/4" x 5-1/2"	2-1/4"	20	60
7742HD5	3/4" x 5-1/2"	3"	20	60
7746HD5	3/4" x 7"	4-1/2"	20	60
7748HD5	3/4" x 8-1/2"	6"	10	40

The published length is the overall length of the anchor. Allow for fixture thickness plus one anchor diameter or the nut and washer thickness when selecting a length.



MECHANICAL FASTENERS

CODE LISTED
ICC-ES ESR-3260
CRACKED CONCRETE

PB+ (Power-Bolt®+)

Heavy-Duty Sleeve Anchor

- Base Material: Concrete
- Size Range: 1/4" x 1-3/4" to 3/4" x 8-1/4"
- Anchor Material: Carbon Steel



Carbon steel PB+ anchors are manufactured using a Grade 8 bolt. They are plated with a commercial bright zinc nish and have a supplementary chromate treatment in accordance with ASTM B 633.

Carbon Steel Hex Head PB+				
Catalog No	Size	Drill Dia	Std Box	Std Ctn
6902SD	1/4" x 1-3/4"	1/4"	100	600
6906SD	1/4" x 3"	1/4"	100	600
6911SD	3/8" x 1-7/8"	3/8"	50	300
6910SD	3/8" x 2-1/4"	3/8"	50	300
6913SD	3/8" x 3"	3/8"	50	300
6914SD	3/8" x 3-1/2"	3/8"	50	300
6916SD	3/8" x 4"	3/8"	50	300
6930SD*	1/2" x 2-3/4"	1/2"	50	200
6932SD	1/2" x 3-1/2"	1/2"	50	200
6934SD	1/2" x 4-3/4"	1/2"	25	200
6936SD	1/2" x 5-3/4"	1/2"	25	150
6940SD*	5/8" x 3"	5/8"	20	150
6942SD	5/8" x 4"	5/8"	15	120
6944SD	5/8" x 5"	5/8"	15	90
6945SD	5/8" x 6"	5/8"	15	90
6947SD	5/8" x 8-1/2"	5/8"	10	40
6950SD	3/4" x 3-1/4"	1/4"	15	90
6952SD	3/4" x 4-1/4"	3/4"	10	60
6954SD	3/4" x 5-1/4"	3/4"	10	60
6956SD	3/4" x 7-1/4"	3/4"	10	40
6958SD	3/4" x 8-1/4"	3/4"	10	40

*Asterisked catalog numbers denote sizes which are less than the minimum standard anchor length for strength design or not included in ESR-3260. The published size includes the diameter and the length which is measured from below the washer to the end of the anchor.

Powers PB-Pro

Heavy-Duty Sleeve Anchor – Metric

- Base Material: Concrete
- Size Range: 24mm x 148 mm to 28mm x 220mm
- Anchor Material: Carbon Steel

The PB-Pro is a large diameter torque controlled, heavy duty sleeve anchor suitable for concrete applications. It is available in carbon steel with a finished h x head.



Carbon Steel Hex Head PB-Pro				
Catalog No	Size	Drill Dia	Std Box	Std Ctn
PFM1220650	24-M16 x 148mm	24mm	5	20
PFM1220700	24-M16 x 178mm	24mm	5	20
PFM1220750	28-M20 x 170mm	28mm	5	15
PFM1220800	28-M20 x 190mm	28mm	5	10
PFM1220850	28-M20 x 220mm	28mm	5	10

Lok-Bolt AS®

Sleeve Type Expansion Anchor

- Base Material: Concrete, Block, Brick
- Size Range: 1/4" x 5/8" to 3/4" x 7-1/2"
- Anchor Material: Carbon Steel & Stainless Steel

The Lok-Bolt AS anchor is a pre-assembled single unit sleeve anchor available in carbon steel and stainless steel which can be used in concrete, block, brick and stone. Extension sleeves are added to create longer lengths. * AS refers to all-steel sleeve. The published length is measured from below the washer to the end of the anchor.



Hex Nut Lok-Bolt AS Carbon Steel					
Catalog No	Size	Min Embed	Thread Length	Std Box	Std Ctn
5005S	5/16" x 1-1/2"	5/16"	1"	100	600
5010S	5/16" x 2-3/8"	5/16"	1"	100	500
5015S	3/8" x 1-7/8"	3/8"	1-1/4"	50	300
5020S	3/8" x 3"	3/8"	1-1/4"	50	250
5022S	3/8" x 4"	3/8"	1-1/4"	50	250
5025S	1/2" x 2-1/2"	1/2"	1-1/2"	25	150
5030S	1/2" x 3"	1/2"	1-1/2"	25	150
5034S	1/2" x 3-3/4"	1/2"	1-1/2"	25	150
5033S	1/2" x 5-1/4"	1/2"	1-1/2"	25	125
5032S	1/2" x 6"	1/2"	1-1/2"	10	50
5035S	5/8" x 2-1/2"	5/8"	2"	25	125
5038S	5/8" x 3"	5/8"	2"	25	100
5040S	5/8" x 4-1/4"	5/8"	2"	10	60
5045S	5/8" x 5-3/4"	5/8"	2"	10	50
5050S	3/4" x 2-3/4"	3/4"	2-1/4"	10	60
5055S	3/4" x 4-1/4"	3/4"	2-1/4"	10	40
5060S	3/4" x 6-1/4"	3/4"	2-1/4"	10	30
5065S	3/4" x 8-1/4"	3/4"	2-1/4"	10	20



Hex Nut Lok-Bolt AS 304 Stainless Steel					
Catalog No	Size	Min Embed	Thread Length	Std Box	Std Ctn
6152S	3/8" x 1-7/8"	3/8"	1-1/4"	50	300
6153S	3/8" x 3"	3/8"	1-1/4"	50	250
6156S	1/2" x 2-1/2"	1/2"	1-1/2"	25	150
6157S	1/2" x 3"	1/2"	1-1/2"	25	150
6160S	1/2" x 3-3/4"	1/2"	1-1/2"	25	150
6164S	5/8" x 4-1/4"	5/8"	2"	10	60



Acorn Nut Lok-Bolt AS Carbon Steel					
Catalog No	Size	Min Embed	Thread Length	Std Box	Std Ctn
5125S	1/4" x 5/8"	1/4"	1/2"	100	1000
5150S	1/4" x 1-3/8"	1/4"	1/2"	100	600
5175S	1/4" x 2-1/4"	1/4"	1/2"	100	600
Acorn Nut Lok-Bolt AS 304 Stainless Steel					
6150S	1/4" x 1-3/8"	1/4"	1/2"	100	600




Rod Hanger Lok-Bolt AS Carbon Steel					
Catalog No	Size	Drill Dia	Min Depth	Std Box	Std Ctn
5810S	1/4" x 1-1/2"	5/16"	1/2"	50	250
5815S	3/8" x 1-7/8"	3/8"	1-1/4"	50	250
5825S	1/2" x 2-1/4"	1/2"	1-1/2"	25	125



Tie-Wire Lok-Bolt AS					
Catalog No	Size	Drill Dia	Min Depth	Std Box	Std Ctn
5700S	5/16" x 1-1/2"	5/16"	1"	100	600

MECHANICAL FASTENERS

Lok-Bolt AS®



Combo Flat Head Lok-Bolt As Carbon Steel					
Catalog No	Size	Drill DIA	Min Embed	Std Box	Std Ctn
05305S	1/4" x 1-1/2"	1/4"	1/2"	100	1000
05310S	1/4" x 2-1/4"	1/4"	1/2"	100	600
05315S	1/4" x 3"	1/4"	1/2"	100	600
05320S	1/4" x 4"	1/4"	1/2"	100	600
05325S	1/4" x 5-1/4"	1/4"	1/2"	100	600
05330S	5/16" x 2-1/4"	5/16"	1"	100	600
05340S	3/8" x 2-3/4"	3/8"	1-1/4"	50	300
05345S	3/8" x 4"	3/8"	1-1/4"	50	250
05350S	3/8" x 5"	3/8"	1-1/4"	50	250
05360S	3/8" x 6"	3/8"	1-1/4"	50	250

CODE LISTED
ICC-ES ESR-2526
CRACKED CONCRETE

CODE LISTED
ICC-ES ESR-1678
MASONRY

Screw Anchor Screw-Bolt+™

- Base Material: Normal-Weight Concrete, Sand-Lightweight Concrete, Concrete Over Metal Deck, Grouted CMU
- Size Range: 1/4" Diameter, 3/8" Diameter Through 3/4" Diameter (Cracked And Uncracked Concrete), Grouted CMU
- Anchor Material: Zinc Plated Carbon Steel Body and Hex Head or Mechanically Galvanized Carbon Steel Body and Hex Head

The Screw-Bolt+ anchor is a one piece, heavy duty screw anchor with a finished hex head. It is simple to install, easy to identify and fully removable. The patented thread design, designed for use with standard ANSI drill bits, reduces installation torque and enhances productivity. The steel threads along the anchor body tap into the hole during installation to provide keyed engagement and allow for reduced edge and spacing distances. Install with Standard ANSI Drill Bit.



Screw-Bolt™ +			
Catalog No	Diameter Size & Length	Std Box	Std Ctn
PFM1411000	1/4" x 1-1/4"*	100	600
PFM1411020	1/4" x 1-3/4"*	100	600
PFM1411060	1/4" x 2-1/4"	100	600
PFM1411080	1/4" x 2-5/8"	100	600
PFM1411100	1/4" x 3"	100	500
PFM1411160	3/8" x 1-3/4"*	50	300
PFM1411220	3/8" x 2-1/2"	50	300
PFM1411240	3/8" x 3"	50	250
PFM1411280	3/8" x 4"	50	250
PFM1411300	3/8" x 5"	50	250
PFM1411320	3/8" x 6"	50	150
PFM1411340	1/2" x 2"*	50	150
PFM1411360	1/2" x 2-1/2"*	50	200
PFM1411380	1/2" x 3"	50	150
PFM1411420	1/2" x 4"	25	100
PFM1411460	1/2" x 5"	25	75
PFM1411480	1/2" x 6"	25	75
PFM1411520	1/2" x 8"	25	75
PFM1411540	5/8" x 3"*	25	100
PFM1411580	5/8" x 4"	25	100
PFM1411600	5/8" x 5"	25	75
PFM1411640	5/8" x 6"	25	75
PFM1411680	5/8" x 8"	25	75
PFM1411700	3/4" x 3"*	20	60
PFM1411720	3/4" x 4"*	20	60
PFM1411760	3/4" x 5"	20	60
PFM1411800	3/4" x 6"	20	60
PFM1411840	3/4" x 8"	10	40
PFM1411880	3/4" x 10"	10	40

CODE LISTED

ICC-ES ESR-3068 CONCRETE / ICC-ES ESR-3042 WOOD-TO-WOOD
ICC-ES ESR-3196 MASONRY (CMU)
ICC-ES ESR-3213 CHEMICALLY TREATED LUMBER

Tapper+® Concrete Screw

- Base Material: Concrete, Block, Brick, Wood, Pressure Treated Lumber
- Size Range: 3/16" x 1-1/4" to 1/4" x 6"
- Anchor Material: Carbon Steel

The Tapper+ is a one-piece self-tapping concrete screw for use in a variety of light to medium duty applications in base materials including concrete, masonry and wood. It features a corrosion resistant Perma-Seal® coating and optimized thread design for lower torque. Tapper+ also incorporates a gimlet drill point for wood base materials (no pre-drilling required). It is available in a variety of head styles and colors to match the application.



Blue Perma-Seal TAPPER+ Standard Pack *

HWH Cat No	PFH Cat No	Screw Size	Std Box	Std Ctn
2700SD†	2740SD†	3/16" x 1-1/4"	100	500
2702SD†	2742SD†	3/16" x 1-3/4"	100	500
2704SD	2744SD	3/16" x 2-1/4"	100	500
2706SD	2746SD	3/16" x 2-3/4"	100	500
2708SD	2748SD	3/16" x 3-1/4"	100	500
2710SD	2750SD	3/16" x 3-3/4"	100	500
2712SD	2752SD	3/16" x 4"	100	500
2720SD†	2760SD†	1/4" x 1-1/4"	100	500
2722SD†	2762SD†	1/4" x 1-3/4"	100	500
2724SD	2764SD	1/4" x 2-1/4"	100	500
2726SD	2766SD	1/4" x 2-3/4"	100	500
2728SD	2768SD	1/4" x 3-1/4"	100	500
2730SD	2770SD	1/4" x 3-3/4"	100	500
2732SD	2772SD	1/4" x 4"	100	500
2732SD	2774SD	1/4" x 5"	100	100
	2776SD	1/4" x 6"	100	100



Silver Perma-Seal TAPPER+ Standard Pack *

HWH Cat No	PFH Cat No	FHH Cat No	TFH Cat No	Screw Size	Std Box	Std Ctn
	2502SD			3/16" x 2-3/4"	100	500
	2503SD			3/16" x 3-1/4"	100	500
	2504SD			3/16" x 3-3/4"	100	500
	2505SD			3/16" x 4"	100	500
	2506SD†			1/4" x 1-1/4"	100	500
				1/4" x 1-3/4"	100	500
2490SD	2508SD			1/4" x 2-1/4"	100	500
				1/4" x 2-3/4"	100	500
2494SD	2510SD			1/4" x 3-1/4"	100	500
2495SD				1/4" x 3-3/4"	100	500
2496SD				1/4" x 4"	100	500

HWH = Hex Washer Head (slotted); PFH = Phillips Flat Head;

TFH = Trim Flat Head; FHH = Flange Hex Head.

* One Tapper+ drill bit included in each standard box.

† Sizes which are less than the minimum standard anchor length for strength design.

MECHANICAL FASTENERS

Tapper+® (Continued)

Concrete Screw



Bronze Perma-Seal TAPPER+ Standard Pack *

HWH Cat No	PFH Cat No	Screw Size	Std Box	Std Ctn
9975SD†	9977SD†	1/4" x 1-1/4"	100	500
9976SD†	9978SD†	1/4" x 1-3/4"	100	500



White Perma-Seal TAPPER+ Standard Pack *

HWH Cat No	PFH Cat No	FHH Cat No	TFH Cat No	Screw Size	Std Box	Std Ctn
2400SD†	2440SD†			3/16" x 1-1/4"	100	500
2402SD†	2442SD†			3/16" x 1-3/4"	100	500
2404SD				3/16" x 2-1/4"	100	500
	2448SD			3/16" x 3-1/4"	100	500
2410SD				3/16" x 3-3/4"	100	500
2412SD	2449SD			3/16" x 4"	100	500
2420SD†	2460SD†			1/4" x 1-1/4"	100	500
		8706SD†	8710SD†	1/4" x 1-3/4"	100	500
2424SD		8707SD	8711SD	1/4" x 2-1/4"	100	500
2426SD		8708SD	8712SD	1/4" x 2-3/4"	100	500
		8709SD	8713SD	1/4" x 3-1/4"	100	500
2430SD			8714SD	1/4" x 3-3/4"	100	500
2435SD				1/4" x 4"	100	500

HWH = Hex Washer Head (slotted); PFH = Phillips Flat Head;

TFH = Trim Flat Head; FHH = Flange Hex Head.

* One Tapper+ drill bit included in each standard box.

† Sizes which are less than the minimum standard anchor length for strength design.

Drill Bits for Perma-Seal® Tapper+®



Straight Shank

Catalog No	Size	Usable Length	Std Tube	Std Box
2781SD	5/32" x 3-1/2"	2"	10	1/4
2782SD	5/32" x 4-1/2"	3"	10	1/4
2783SD	5/32" x 5-1/2"	4"	10	1/4
2785SD	3/16" x 3-1/2"	2"	10	1/4
2786SD	3/16" x 4-1/2"	3"	10	1/4
2787SD	3/16" x 5-1/2"	4"	10	1/2
2788SD	3/16" x 6-1/2"	5"	10	1/2
2789SD	3/16" x 7-1/2"	6"	10	1/2



Hex Shank SDS-Plus

Catalog No	Size	Usable Length	Std Tube	Std Box
2793SD	5/32" x 5"	3"	1	1
2794SD	5/32" x 7"	4"	1	1
2796SD	3/16" x 5"	3"	1	1
2797SD	3/16" x 7"	4"	1	1

Stainless Steel Tapper™

Concrete Screw

- Base Material: Concrete, Block, Brick
- Size Range: 3/16" x 1-1/4" to 1/4" x 6"
- Anchor Material: Type 304 & Type 410 Stainless Steel

The Tapper Anchoring System is a family of screw anchors, specially designed drill bits and installation tools designed to meet the needs of most light to medium duty applications in concrete, block and brick. The Tapper concrete screw anchor is produced in either hex washer head or Phillips flat head styles from Type 304 and Type 410 stainless steel. Standard Packaging - 100 screws and 1 drill per box



Type 304 Stainless Steel Tapper Hex Head†

Cat No	Size	Std Box	Std Ctn	Drill Bit Ref Straight	Drill Bit Ref SDS Hex
2880	1/4" x 1-1/4"	100	500	2894	2790
2881	1/4" x 1-3/4"	100	500	2894	2790
2882	1/4" x 2-1/4"	100	500	2895	2790
2883	1/4" x 2-3/4"	100	500	2895	2790



Type 304 Stainless Steel Tapper Phillips Flat Head†

Cat No	Size	Std Box	Std Ctn	Drill Bit Ref Straight	Drill Bit Ref SDS Hex
2887	1/4" x 1-1/4"	100	500	2894	2790
2888	1/4" x 1-3/4"	100	500	2894	2790
2889	1/4" x 2-1/4"	100	500	2895	2790
2890	1/4" x 2-3/4"	100	500	2895	2790

† Stainless Steel Tapper screws require the use of special Tapper drill bits.

These special drill bits are gold or silver colored for identification. They cannot be used with the Perma-Seal® Tapper or 410 Stainless Steel Tapper.

Type 410 Stainless Steel Tapper Phillips Flat Head

Cat No	Size	Std Box	Std Ctn	Drill Bit Ref Straight	Drill Bit Ref SDS Hex
4185	3/16" x 1-1/4"	100	500	2781	2793
4186	3/16" x 1-3/4"	100	500	2781	2793
4187	3/16" x 2-1/4"	100	500	2782	2793
4188	3/16" x 2-3/4"	100	500	2782	2793
4118	1/4" x 1-1/4"	100	500	2785	2796
4120	1/4" x 1-3/4"	100	500	2785	2796
4123	1/4" x 2-1/4"	100	500	2786	2796
4124	1/4" x 2-3/4"	100	500	2786	2796
4125	1/4" x 3-1/4"	100	500	2786	2796

Type 410 Stainless Steel Tapper Hex Head

Cat No	Size	Std Box	Std Ctn	Drill Bit Ref Straight	Drill Bit Ref SDS Hex
4180	3/16" x 1-1/4"	100	500	2781	2793
4181	3/16" x 1-3/4"	100	500	2781	2793
4182	3/16" x 2-1/4"	100	500	2782	2793
4183	3/16" x 2-3/4"	100	500	2782	2793
4110	1/4" x 1-1/4"	100	500	2785	2796
4112	1/4" x 1-3/4"	100	500	2785	2796
4114	1/4" x 2-1/4"	100	500	2786	2796
4116	1/4" x 2-3/4"	100	500	2786	2796
4117	1/4" x 3-1/4"	100	500	2786	2796
4119	1/4" x 3-3/4"	100	500	2786	2796
4127	1/4" x 4"	100	500	2787	2797
4128	1/4" x 5"	100	500	2788	—
4129	1/4" x 6"	100	500	2788	—

MECHANICAL FASTENERS

Tapper Drill Bits

Tapper Drill Bits in the diameters listed are nominal size. Tapper anchors must be installed with special tolerance Tapper drill bits. 1/4", Type 304 Stainless Steel Tapper anchors require the use of specific tolerance Tapper drill bits, which are gold or silver colored, to denote the standard size and special application size for harder materials. Tolerance Range = 0.168" to 0.175" for the 5/32" and 0.202" to 0.204" for the 3/16" bits.

Carbide Drill Bits for Type 410 SS TAPPER



Hex Shank SDS-Plus			
Catalog No	Size	Usable Length	Std Tube
2793	5/32" x 5"	3"	1
2794	5/32" x 7"	5"	1
2796	3/16" x 5"	3"	1
2797	3/16" x 7"	5"	1

Carbide Drill Bits for Type 410 SS TAPPER

This is the standard bit for use with Type 304 Stainless Steel Tapper. It is for use in standard weight concrete and block, tolerance = 0.215" to 0.216". This bit is gold colored for identification. (Do not use with Perma-Seal or Type 410 SS Tapper)



Straight Shank			
Catalog No	Size	Usable Length	Std Tube
2894	3/16" x 3-1/2"	2"	10
2895	3/16" x 4-1/2"	3"	10
SDS Hex			
2790	3/16" x 5-1/2"	3"	1

Tapper Installation Tools



Installation Tools for 3/16" and 1/4" Tapper				
Cat No	Description	Max Screw Length	Max Bit Length	Std Box
2791	Tapper 1000 Tool (as shown)	4"	5-1/2"	1
2792*	Condribe®† 2000	2-3/4"	4-1/2"	1
2795	1000 SDS Extension (8")	6"	7-1/2"	1

*This tool cannot be used with SDS Drill Bits or PFH screws.



Tapper 1000 Replacement Parts		
Cat No	Description	Std Box
2953	Drive Sleeve Assembly (5-3/4")	1
2964	Blue 3/16" Hex Wedge-Bolt® Socket	1



Tapper 1000 Replacement Parts		
Cat No	Description	Std Box
2956	1/4" Hex Key	1
2957	5/16" Hex Key	1

† Condribe® is a Registered Trademark of Illinois Tool Works.

CODE LISTED
ICC-ES ESR-2272
CRACKED CONCRETE

Snake+®

Internally Threaded Self-Tapping Anchor

- Base Material: Normal-Weight Concrete, Structural Sand-Lightweight Concrete, Concrete Over Metal Deck
- Size Range: 1/4" - 1/2" diameter (Cracked and Uncracked Concrete)
- Anchor Material: Zinc Plated Carbon Steel

The Snake+ anchor is an internally threaded, self-tapping screw anchor designed for performance in cracked and uncracked concrete. Suitable base materials include normal-weight concrete, structural sand-lightweight concrete and concrete over metal deck. The Snake+ screw anchor is installed into a drilled hole with a power tool and a Snake+ setting tool. A hammer is not used for installation.



Snake+					
Cat No	Size	Min Hole Depth	Internal Thread Depth	Std Box	Std Ctn
6400SD	1/4"	1-5/8"	22/32"	100	1000
6401SD	3/8"	1-5/8"	11/16"	50	500
6403SD	1/2"	2-1/2"	29/32"	50	300



Extra Snake & Snake+ Setting Tools			
Catalog No	Size	Std Box	Std Ctn
6402SD	1/4"	1	250
6407SD	3/8"	1	250
6404SD	1/2"	1	250

Smart DI+® Anchor (Drop-In)

Internally Threaded Expansion Anchor

- Base Material: Concrete
- Size Range: 1/4" - 1/2"
- Anchor Material: Carbon Steel

With Powers new patented innovation, the Smart DI+™ Anchor (Drop-In), contractors can now reduce the amount of hammer blows when setting by approximately 25% compared to competitive brands. Once the setting tool is fully in, your anchor is set! The new patented plug design yields a higher percentage of the expansion at the bottom of the anchor, exactly where it is needed. Smart DI+™ Anchor (Drop-In), can also be set using our new Smart Tool. Drill your hole, slide the tool sleeve over the carbide drill, lock into place. The hammer drill does all the work setting the anchor.



Catalog No	Size	Std Box	Std Ctn
Smart DI+			
6304SD	1/4"	100	1000
6306SD	3/8"	50	500
6308SD	1/2"	50	300
DI+ Tool			
00425SD	1/4"	1	6
00427SD	3/8"	1	6
00429SD	1/2"	1	6
DI+ Drill			
00391SD	3/8" (for 1/4" Smart DI+)	1	12
00397SD	1/2" (for 3/8" Smart DI+)	1	12
00410SD	5/8" (for 1/2" Smart DI+)	1	12

MECHANICAL FASTENERS

Hollow-Set Dropin™**Internally Threaded Expansion Anchor**

- Base Material: Concrete, Block, Brick, Pre-cast Hollow Core Plank, Stone
- Size Range: 1/4" to 5/8"
- Anchor Material: Zamac Alloy with Carbon Steel or Stainless Steel Cones

The Hollow-Set Dropin anchor is designed for anchoring in hollow base materials such as hollow concrete block, brick with weep holes and hollow core pre-cast concrete plank. It can also be used in solid base materials. Hollow masonry materials often have a relatively thin outer wall thickness. During the drilling process, spalling on the back side of the wall can decrease the wall thickness available for anchoring to 1" or less. The design of the Hollow-Set Dropin overcomes this problem.



Cat No	Size	Drill Dia	Total Length	Sleeve Length	Std Box	Std Ctn
Zamac Body with Carbon Steel Cone						
9320	1/4"	3/8"	7/8"	5/8"	100	1000
9330	5/16"	5/8"	1-5/16"	15/16"	50	500
9340	3/8"	5/8"	1-5/16"	15/16"	50	500
9350	1/2"	3/4"	1-3/4"	1-1/4"	50	250
9360	5/8"	1"	2"	1-1/2"	25	125

Steel Dropin**Internally Threaded Expansion Anchor**

- Base Material: Solid Concrete, Solid Block, Hard Stone
- Size Range: 1/4" to 3/4" Standard Thread, 1/2" & 3/4" in Coil Thread
- Anchor Material: Carbon Steel and Type 304 or 316 Stainless Steel

The Steel Dropin is an all-steel, machine bolt anchor available in carbon steel and two types of stainless steel. It can be used in solid concrete, hard stone, and solid block. A coil-thread version for forming applications is also available. A setting tool is included in each standard carton.



Cat No	Size	Drill Dia	Min Depth	Thread Depth	Std Box	Std Ctn
Carbon Steel Dropin (Smooth Wall)						
6304	1/4"	3/8"	1"	7/16"	100	1000
6306	3/8"	1/2"	1-9/16"	5/8"	50	500
6308	1/2"	5/8"	2"	13/16"	50	300
6320	5/8"	7/8"	2-1/2"	1-3/16"	25	125
6312	3/4"	1"	3-3/16"	1-3/8"	10	50
Carbon Steel Flanged Dropin (Lipped)						
6324	1/4"	3/8"	1"	7/16"	100	1000
6326	3/8"	1/2"	1-9/16"	5/8"	50	500
6328	1/2"	5/8"	2"	13/16"	50	300
Carbon Steel Knurled Wall Dropin						
6340	1/4"	3/8"	1"	7/16"	100	1000
6342	3/8"	1/2"	1-9/16"	5/8"	50	500
6344	1/2"	5/8"	2"	13/16"	50	300
Type 303 Stainless Steel Dropin						
6204	1/4"	3/8"	1"	7/16"	100	1000
6206	3/8"	1/2"	1-9/16"	5/8"	50	500
6208	1/2"	5/8"	2"	13/16"	50	300
6210	5/8"	7/8"	2-1/2"	1-3/16"	25	125
6212	3/4"	1"	3-3/16"	1-3/8"	10	50
Type 316 Stainless Steel Dropin						
6224	1/4"	3/8"	1"	7/16"	100	1000
6226	3/8"	1/2"	1-9/16"	5/8"	50	500
6228	1/2"	5/8"	2"	13/16"	50	300
6230	5/8"	7/8"	2-1/2"	1-3/16"	25	125
6232	3/4"	1"	3-3/16"	1-3/8"	10	50
Carbon Steel Coil Thread Dropin						
6330	1/2"	5/8"	2"	13/16"	50	300
6332	3/4"	1"	3-3/16"	1-3/8"	10	50

Tools and Bits for Dropin

Setting Tools for Steel Dropin Anchors			
Catalog No	Size	Std Box	Std Ctn
6305	1/4"	1	250
6307	3/8"	1	100
6309	1/2"	1	100
6311	5/8"	1	50
6313	3/4"	1	25

Double Expansion Anchor**Shell Expansion Anchor**

- Base Material: Pre-cast Hollow Core Plank, Concrete
- Size Range: 1/4", 3/8" and 1/2"
- Anchor Material: Carbon Steel

The Double is a dual expansion machine bolt anchor particularly suited for base materials of questionable strength. It can be used in solid concrete and some block, brick and stone base materials.



Cat No	Size	Anchor Length	Drill Dia	Min Hole Depth	Std Box	Std Ctn
9510	1/4"	1-3/8"	1/2"	1-1/4"	50	500
9515	5/16"	1-5/8"	5/8"	1-1/2"	50	500
9520	3/8"	2"	3/4"	1-3/4"	50	250
9525	1/2"	2-1/2"	7/8"	2-1/4"	25	250
9530	5/8"	2-3/4"	1"	2-1/2"	25	100
9535	3/4"	3-15/16"	1-1/4"	3-1/2"	10	50



Be Sure to Consult your Von Rohr Representative for detailed specifications and technical data to assure proper use of all Anchor & Fastener Products.

MECHANICAL FASTENERS

CODE LISTED
ICC-ES ESR-2272
CRACKED CONCRETE

Hangermate®+ / Hangermate®

Rod Hanger System

- Base Material: Steel, Wood, Concrete
- Size Range: 1/4" – 1/2"
- Anchor Material: Carbon Steel

Vertigo is an all steel threaded fastening system for suspending steel threaded rod and other assemblies. Vertigo can be installed in a variety of base materials including steel bar joists and beams, wood frame columns and beams, as well as concrete beams and columns. In wood and steel base materials, it is also offered in a side mount style for lateral installation of 1/4" and 3/8" diameter steel threaded rods onto joists, columns and trusses. For all steel and wood Vertigo fasteners, a red Vertigo Socket Driver is recommended to provide proper installation with a screw gun or hammer drill in "rotation only" mode. Concrete Vertigo fasteners should be installed with the appropriate size standard drive sockets and hammer drill or powered impact wrench.



Concrete Vertigo+					
Catalog No	Rod Size	Screw Shank Size & Length	Finish	Std Box	Std Ctn
7180SD*	1/4"	3/8" x 2-1/8"	Yellow Dichromate Finish	50	250
7181SD*	3/8"			50	250
7182SD*	1/2"			50	250

* Packed with SDS Wedge-Bit



Steel Vertical Hanger					
Cat No	Rod Sz	Screw Shank Sz/Length	Std Box	Std Ctn	
PFM2231000	1/4"	1/4-20 x 1" #3	25	125	
PFM2231100	3/8"	1/4-20 x 1" #3	25	125	
PFM223110N	3/8"	1/4-20 x 1" #3 w/nuts	25	125	
PFM2231150	3/8"	1/4-20 x 1-1/2" #5	25	125	
PFM223115N	3/8"	1/4-20 x 1-1/2" (w/nuts)	25	125	
PFM2231200	3/8"	1/4-20 x 1-1/2" #3	25	125	
PFM223120N	3/8"	1/4-20 x 1-1/2" (w/nuts)	100	500	
PFM2231250	3/8"	1/4-20 x 2" (w/nuts)	100	500	



Steel Horizontal Hanger					
Cat No	Rod Sz	Screw Shank Sz/Length	Std Box	Std Ctn	
PFM2241100	3/8"	1/4-20 x 1" #3	25	125	
PFM224110N	3/8"	1/4-20 x 1" (w/nuts)	25	125	
PFM2241150	3/8"	1/4-20 x 1-1/2" #3	25	125	
PFM224115N	3/8"	1/4-20 x 1-1/2" #3 (w/nuts)	25	125	
PFM2241200	3/8"	1/4-20 x 1-1/2" #5	25	125	
PFM224120N	3/8"	1/4-20 x 1-1/2" #5 (w/ nut)	100	600	




Wood Vertical Hanger					
Cat No	Rod Sz	Screw Shank Sz/Length	Std Box	Std Ctn	
PFM2251000	1/4"	1/4" x 2"	25	125	
PFM2251050	3/8"	1/4" x 1"	25	125	
PFM2251100	3/8"	1/4" x 2"	25	125	
PFM2251150	3/8"	5/16" x 2-1/2"	25	125	
PFM2251200	3/8"	1/4" x 3"	25	125	
PFM2251250	3/8"	1/4" x 4"	25	125	
PFM2251300	1/2"	5/16" x 2-1/2"	25	125	



Wood Horizontal Hanger					
Cat No	Rod Sz	Screw Shank Sz/Length	Std Box	Std Ctn	
PFM2261000	1/4"	1/4" x 1"	25	125	
PFM2261050	3/8"	1/4" x 1"	25	125	
PFM2261100	3/8"	1/4" x 2"	25	125	
PFM2261150	3/8"	5/16" x 2-1/2"	25	125	



Concrete Vertical Hanger - Internally Threaded					
Cat No	Rod Sz	Screw Shank Sz/Length	Std Box	Std Ctn	
PFM2211100	1/4"	1/4" x 1-5/8"	25	125	
PFM2211200	3/8"	1/4" x 1-5/8"	25	125	
PFM2211250	3/8"	1/4" x 2-1/2"	25	125	



* Steel Vertical Hanger

MECHANICAL FASTENERS

Vertigo® Accessories



Concrete Rod Hanger			
Cat No	Description	Std Box	Std Ctn
PFM1491050	1/4" Socket Driver	1	5
PFM1491100	3/8" Socket Driver	1	5



Rod Hanger			
Cat No	Description	Std Box	Std Ctn
PFM2201150	Wood Socket Driver	1	5



Vertigo Tool Kit			
Cat No	Description	Std Box	Std Ctn
5864	Sleeve Assembly (same as cat. #5874) 1/4" and 3/8" blue concrete drive sockets and red universal drive socket	1	1
5874	Sleeve Assembly		



Cat No	Description	Usable Length	Std Tube	Wt/10
DW5517	1/4" x 6" Hex Shank SDS Drill Bit	4"	1	1/2



Pole Tool			
Cat No	Description	Std Box	Std Ctn
7166	6'-12' Pole Tool (includes three Jaw Chuck)	1	1



MECHANICAL FASTENERS

CODE LISTED
ICC-ES ESR-3657
CRACKED CONCRETE

Bang-It™


Concrete Inserts

- Base Material: Concrete, Lightweight Concrete
- Size Range: 1/4" to 3/4"
- Anchor Material: Carbon Steel and Engineered Plastic

Bang-It concrete inserts are designed for installation through pre-drilled metal composite deck (i.e. "pan deck") used to support a newly poured concrete floor or roof slab. Depending upon the size/color chosen, the protective sleeve protrudes below the surface of the deck allowing overhead attachment of steel threaded rod in sizes ranging from 1/4" to 3/4" in diameter. The protective sleeve prevents sprayed fireproofing material and acoustical dampening products from clogging the internal threads of the insert inside, as well as burying, masking or losing the insert location. The unique, six-sided impact plate offers resistance to rotation within the concrete as a steel threaded rod is being installed.



Cat No	Description	Insert Size	Std Box
7540	1/4" Brown Bang-It	1/4"	100
7542	3/8" Green Bang-It	3/8"	100
7544	1/2" Yellow Bang-It	1/2"	100
7546	5/8" Red Bang-It	5/8"	50
7548	3/4" Purple Bang-It	3/4"	50
7543	3/8" & 1/2" Gray Bang-It	3/8" & 1/2"	100



CODE LISTED
ICC-ES ESR-3657
CRACKED CONCRETE

WOOD-KNOCKER® II+


Concrete Inserts

- Base Material: Concrete, Lightweight Concrete
- Size Range: 1/4" to 3/4"
- Anchor Material: Carbon Steel and Engineered Plastic

Wood-Knocker concrete inserts are specifically designed to provide hangar attachments for mechanical, electrical, plumbing (MEP) and fire protection. Wood-Knocker II concrete inserts are installed onto wooden forms used to support newly poured concrete floor slabs, roof slabs or walls. When the forms are stripped, the color-coded flange is visibly embedded in the concrete surface. The inserts allow the attachment of steel threaded rod or threaded bolts in sizes ranging from 1/4" to 3/4" in diameter. The hex impact plate offers resistance to rotation within the concrete as a steel threaded rod or threaded bolt is being installed.



Cat No	Description	Std Box
PFM2521100	1/4" Brown Wood Knocker	100
PFM2521150	3/8" Green Wood Knocker	100
PFM2521200	1/2" Yellow Wood Knocker	100
PFM2521250	5/8" Red Wood Knocker	100
PFM2521300	3/4" Purple Wood Knocker	100
PFM2521350	3/8-1/2" Coil Thread Wood Knocker	100



MECHANICAL FASTENERS

Spike®**Pre-Expanded Anchor**

- Base Material: Concrete, Block
- Size Range: 3/16" x 1" to 1/2" x 6-1/2"
- Anchor Material: Carbon Steel and Type 316 Stainless Steel

The Spike anchor is a patented, one-piece, tamper-proof anchor for use in concrete, block, brick or stone. Several head styles are available and offered in carbon and type 316 stainless steel. The Spike anchor is formed with an "s" shaped configuration at the working end of the anchor to create an expansion mechanism. Since the anchor is pre-expanded, there is no secondary tightening operation.



Mushroom Head Grade 8.2 Carbon Steel Spike					
Catalog No	Size	Drill Dia	Min Embed	Std Box	Std Ctn
5502	3/16" x 1"	3/16"	7/8"	100	1000
5503	3/16" x 1-1/4"	3/16"	7/8"	100	1000
5504	3/16" x 1-1/2"	3/16"	1-1/4"	100	1000
5506	3/16" x 2"	3/16"	1-1/4"	100	1000
5508	3/16" x 2-1/2"	3/16"	1-1/4"	100	600
5510	3/16" x 3"	3/16"	1-1/4"	100	600
5511	3/16" x 3-1/2"	3/16"	1-1/4"	100	600
5512	3/16" x 4"	3/16"	1-1/4"	100	600
5522	1/4" x 1"	1/4"	7/8"	100	1000
5523	1/4" x 1-1/4"	1/4"	1"	100	1000
5524	1/4" x 1-1/2"	1/4"	1-1/4"	100	1000
5526	1/4" x 2"	1/4"	1-1/4"	100	600
5528	1/4" x 2-1/2"	1/4"	1-1/4"	100	600
5530	1/4" x 3"	1/4"	1-1/4"	100	600
5531	1/4" x 3-1/2"	1/4"	1-1/4"	100	600
5532	1/4" x 4"	1/4"	1-1/4"	100	600
5546	3/8" x 2"	3/8"	1-3/4"	25	250
5548	3/8" x 2-1/2"	3/8"	1-3/4"	25	150
5550	3/8" x 3"	3/8"	1-3/4"	25	150
5551	3/8" x 3-1/2"	3/8"	1-3/4"	25	150
5552	3/8" x 4"	3/8"	1-3/4"	25	150
5554	3/8" x 5"	3/8"	1-3/4"	25	150
5556	3/8" x 6"	3/8"	1-3/4"	25	125
5569	1/2" x 2-3/4"	1/2"	2-1/2"	50	200
5571	1/2" x 3-1/2"	1/2"	2-1/2"	50	150
5572	1/2" x 4"	1/2"	2-1/2"	25	125
5574	1/2" x 5"	1/2"	2-1/2"	25	125
5577	1/2" x 6-1/2"	1/2"	2-1/2"	25	100

The published length is measured from below the head to the end of the anchor.



Flat Head Grade 8.2 Carbon Steel Spike					
Catalog No	Size	Drill Dia	Min Embed	Std Box	Std Ctn
5608	3/16" x 2-1/2"	3/16"	1-1/4"	100	600
5610	3/16" x 3"	3/16"	1-1/4"	100	600
5612	3/16" x 4"	3/16"	1-1/4"	100	600
5624	1/4" x 1-1/2"	1/4"	1-1/4"	100	1000
5626	1/4" x 2"	1/4"	1-1/4"	100	600
5628	1/4" x 2-1/2"	1/4"	1-1/4"	100	600
5630	1/4" x 3"	1/4"	1-1/4"	100	600
5631	1/4" x 3-1/2"	1/4"	1-1/4"	100	600
5632	1/4" x 4"	1/4"	1-1/4"	100	500

The published length is the overall length of the anchor.

Mushroom Head Type 316 Stainless Steel Spike

Catalog No	Size	Drill Dia	Min Embed	Std Box	Std Ctn
6602	3/16" x 1"	3/16"	7/8"	100	1000
6603	3/16" x 1-1/4"	3/16"	7/8"	100	1000
6604	3/16" x 1-1/2"	3/16"	1-1/4"	100	1000
6606	3/16" x 2"	3/16"	1-1/4"	100	1000
6623	1/4" x 1-1/4"	1/4"	1"	100	1000
6624	1/4" x 1-1/2"	1/4"	1-1/4"	100	1000
6626	1/4" x 2"	1/4"	1-1/4"	100	600
6628	1/4" x 2-1/2"	1/4"	1-1/4"	100	600
6630	1/4" x 3"	1/4"	1-1/4"	100	600
6646	3/8" x 2"	3/8"	1-3/4"	25	250
6648	3/8" x 2-1/2"	3/8"	1-3/4"	25	250
6650	3/8" x 3"	3/8"	1-3/4"	25	250

The published length is measured from below the head to the end of the anchor.

Special Application Spike® Anchors**Rod Hanging****Pipe Spike Grade 8.2 Carbon Steel**

Catalog No	Size	Drill Dia	Min Embed	Std Box	Std Ctn
3755	1/4"	3/16"	1-1/4"	100	600
3758	3/8"	1/4"	1-3/4"	50	300

**Suspended Ceilings****Tie-Wire Spike Grade 8.2 Carbon Steel**

Cat No	Size	Drill Dia	Min Embed	Tie-Wire Hole Size	Std Box	Std Ctn
3756	3/16"	3/16"	1-1/4"	3/16"	100	600
3759	1/4"	1/4"	1-1/4"	9/32"	100	600

**Concrete Forming****Forming Spike Grade 8.2 Carbon Steel**

Cat No	Anchor Size	Drill Dia	Min Embed	Std Box	Std Ctn
3795	3/16" x 1-1/2"	3/16"	1-1/4"	100	600
3796	3/16" x 2"	3/16"	1-1/4"	100	600
3797	3/16" x 2-3/4"	3/16"	1-1/4"	100	600
3794	1/4" x 2-3/4"	1/4"	1-1/4"	100	500

MECHANICAL FASTENERS

Spike® Tools

While the Spike anchor can easily be installed using a hammer, a specially designed series of drivers and manual tools provide a fast, easy to use method for installation into concrete and masonry materials. The tools allow Spike anchors to be installed in confined areas and prevent damage to the fixture from stray hammer blows.



Spike Installation Tools			
Cat No	Description	Std Box	Std Ctn
3790	Spike Driver 1000	1/2"	1
3791	Spike Driver 2000	1/2"	1



Pipe Spike Tool			
Cat No	Description	Std Box	Std Ctn
3760	Pipe Spike Setting Tool	5/16"	1

Drive®

Split Pin Type Pre-Expander Anchor

- Base Material: Concrete
- Size Range: 3/16" x 1-1/2" to 1/2" x 3"
- Anchor Material: Carbon Steel

The Drive is a one piece tamper-proof, pre-expanded anchor available in carbon steel for use in concrete and stone. Tie-Wire Drive anchors are used for suspended ceiling applications. The flat head (counter-sunk) style is particularly suited for wood-to-concrete anchoring. The round head style is for all other applications requiring fast, permanent installations.



Round Head Drive					
Catalog No	Size	Drill Dia	Min Depth	Std Box	Std Ctn
3211	1/4" x 1-1/4"	1/4"	1-1/8"	100	1000
3241	1/4" x 1-1/2"	1/4"	1-1/8"	100	1000
3271	1/4" x 2"	1/4"	1-1/8"	100	600
3301	1/4" x 2-1/2"	1/4"	1-1/8"	100	600
3601	3/8" x 2"	3/8"	1-7/8"	25	250
3631	3/8" x 2-1/2"	3/8"	1-7/8"	25	150
3691	3/8" x 3-1/2"	3/8"	1-7/8"	25	150
3781	1/2" x 3"	1/2"	2-5/8"	25	150



Flat Head Drive					
Catalog No	Size	Drill Dia	Min Depth	Std Box	Std Ctn
3092	3/16" x 1-1/2"	3/16"	7/8"	100	1000
3122	3/16" x 2"	3/16"	7/8"	100	1000
3152	3/16" x 2-1/2"	3/16"	7/8"	100	600
3162	3/16" x 3"	3/16"	7/8"	100	600
3242	1/4" x 1-1/2"	1/4"	1-1/8"	100	1000
3272	1/4" x 2"	1/4"	1-1/8"	100	600
3302	1/4" x 2-1/2"	1/4"	1-1/8"	100	600
3332	1/4" x 3"	1/4"	1-1/8"	100	600
3362	1/4" x 3-1/2"	1/4"	1-1/8"	100	600
3392	1/4" x 4"	1/4"	1-1/8"	100	600



Tie-Wire Drive (13/64" Tie-Wire Hole)					
Catalog No	Size	Drill Dia	Min Depth	Std Box	Std Ctn
3244	1/4" x 1-3/4"	1/4"	1-1/8"	500	—
3245	1/4" x 1-3/4"	1/4"	1-1/8"	100	1000

Zamac Nailin® Anchor

Drive Pin Type Anchor

- Base Material: Concrete, Block, Brick, Stone
- Size Range: 3/16" x 7/8" to 1/4" x 3"
- Anchor Material: Zamac Alloy with Carbon or Stainless Steel Drive Pin

The Zamac Nailin is a tamper-proof nail drive anchor which has a body formed from Zamac alloy. Nails are available in carbon or stainless steel. The anchor can be used in concrete, block, brick or stone.



Mushroom Head Zamac Nailin - Carbon Steel Nail				
Cat No	Size	Drill Dia	Std Box	Std Ctn
2802	3/16" x 7/8"	3/16"	100	500
2806	1/4" x 3/4"	1/4"	100	500
2808	1/4" x 1"	1/4"	100	500
2814	1/4" x 1-1/4"	1/4"	100	500
2820	1/4" x 1-1/2"	1/4"	100	500
2826	1/4" x 2"	1/4"	100	500
2804	1/4" x 3"	1/4"	100	500

Master Pack				
Cat No	Size	Drill Dia	Std Box	Std Ctn
2803	3/16" x 7/8"	3/16"	1000	1000
2807	1/4" x 3/4"	1/4"	1000	1000
2809	1/4" x 1"	1/4"	1000	1000
2815	1/4" x 1-1/4"	1/4"	1000	1000
2821	1/4" x 1-1/2"	1/4"	1000	1000
2827	1/4" x 2"	1/4"	1000	1000
2805	1/4" x 3"	1/4"	1000	1000



Flat Head Zamac Nailin - Carbon Steel Nail				
Cat No	Size	Drill Dia	Std Box	Std Ctn
2836	1/4" x 1-1/2"	1/4"	100	500
2838	1/4" x 2"	1/4"	100	500



Mushroom Head Zamac Nailin - Stainless Steel Nail				
Cat No	Size	Drill Dia	Std Box	Std Ctn
2858	1/4" x 1"	1/4"	100	500
2864	1/4" x 1-1/4"	1/4"	100	500
2870	1/4" x 1-1/2"	1/4"	100	500
2876	1/4" x 2"	1/4"	100	500

LIGHT DUTY ANCHORS

Zip-It® and Zip-It® Jr.

Wallboard Anchor

- Base Material: Wallboard
- Size Range: Use with No. 6 or No. 8 screw
- Anchor Material: Engineered Nylon or Zamac Alloy

The Zip-It anchor is a one piece self drilling anchor designed for use in hollow gypsum wallboard for light duty loads. It is available in both engineered nylon and Zamac alloy for use with either a No. 6 or No. 8 screws in 3/8" to 1" wallboard. The Zip-It Jr. is formed from engineered nylon for use with No. 6 screws in 3/8" to 5/8" wallboard.



Cat No	Wall Thickness	Description	Std Box	Std Ctn
Nylon Zip-It				
2435	3/8" to 1"	Std. box, no screws	100	1000
2348	3/8" to 1"	Std. box, No. 8 x 1" screws	100	1000
2355	3/8" to 1"	Master ctn., no screws	—	5000
Zinc Zip-It				
2346Z	3/8" to 1"	Std. box, no screws	100	1000
2349Z	3/8" to 1"	Std. box, No. 8 x 1" screws	100	1000
2356Z	3/8" to 1"	Master ctn., no screws	—	1000

Zip-It Kits				
Cat No	Material	Description	Std Box	Std Ctn
2368	Nylon	50 anchors & No. 8 x 1" screws	1	10

Cat No	Wall Thickness	Description	Std Box	Std Ctn
Nylon Zip-It Jr.				
2350	3/8"-5/8"	Std. box, no screws	100	1000
2351	3/8"-5/8"	Std. box, No. 6 x 1" screws	100	1000
Zinc Zip-It Jr.				
2362Z	3/8"-5/8"	Std. box, no screws	100	1000
2364Z	3/8"-5/8"	Std. box, No. 6 x 1" screws	100	1000
2363Z	3/8"-5/8"	Master ctn., no screws	—	5000

Zip-It Jr. Kits				
Cat No	Material	Description	Std Box	Std Ctn
2367	Nylon	50 Anchors, No. 6 x 1" screws and No. 2 Phillips Driver Bit	1	10

Zinc Zip-Toggle®

Hollow Wall Anchor

- Base Material: Wallboard
- Anchor Material: Plastic
- Size Range: Use with No. 6 x 2" screw

A hollow gypsum wallboard anchor provides superior performance without the need to pre-drill larger diameter holes. Packaged with its own No. 6 x 2" lubricated screw for 3/8" to 5/8" wallboard.

Cat No	Size	Drill Dia	Min Depth	Std Box	Std Ctn
7559	6-8 x 3/4"	3/16"	3/4"	100	1000

Bantam Plug

Plastic Wall Anchor

- Base Material: Concrete, Block, Brick, Wallboard
- Size Range: No. 6-8 x 3/4" to No. 14-16 x 1-1/2"
- Anchor Material: Plastic

The Bantam Plug anchor is a plastic anchor designed for use with lightweight fixtures with a sheet metal or wood screw.

Cat No	Size	Drill Dia	Min Depth	Std Box	Std Ctn
7559	6-8 x 3/4"	3/16"	3/4"	100	1000
7569	8-10 x 7/8"	3/16"	7/8"	100	1000
7579	10-12 x 1"	1/4"	1"	100	1000
7589	14-16 x 1-1/2"	5/16"	1-1/2"	50	500

Kits - Slotted/Phillips Pan Head Sheet Metal Screws						
Cat No	Kit No	Anchor Size	Screw Size	Min Depth	Anchor & Screws	Std Ctn
8934	B-8	8-10	No. 8 x 1"	7/8"	1000	10
8936	B-10	10-12	No. 10 x 1"	1"	1000	10
8938	B-12	10-12	No. 12 x 1"	1"	500	10

100 Anchors and screws plus one drill bit per kit.

ADHESIVE FASTENERS

CODE LISTED
ICC-ES ESR-2582
CRACKED CONCRETE

CODE LISTED
ICC-ES ESR-3200
MASONRY

AC100+Gold®

Adhesive Anchoring System

The AC100+Gold is a two-component vinyl ester adhesive anchoring system. The system includes injection adhesive in plastic cartridges, mixing nozzles, dispensing tools and hole cleaning equipment. The AC100+Gold is designed for bonding threaded rod and reinforcing bar hardware into drilled holes in concrete and masonry base materials.

One AC100+Gold mixing nozzle is packaged with each cartridge. AC100+Gold mixing nozzles must be used to ensure complete and proper mixing of the adhesive.



- Base Material: Concrete, grouted and hollow concrete masonry
- Size Range: 3/8" to 1-1/4" diameter threaded rod, No. 3 to No. 10 rebar

AC100+ Gold Cartridges			
Cat No	Size	Std Box	Std Ctn
8478SD	10 fl. oz. Quik-Sho	12	36
8486SD	12 fl. oz. Dual Cartridge	—	12
8490SD	28 fl. oz. Dual Cartridge	—	8

AC200™

Acrylic Injection Adhesive Anchoring System and Post-Installed Reinforcing Bar Connections

The AC200+ is a two-component, high strength adhesive anchoring system. The system includes injection adhesive in plastic cartridges, mixing nozzles, dispensing tools and hole cleaning equipment. The AC200+ is designed for bonding threaded rod and reinforcing bar hardware into drilled holes in concrete base materials and for post-installed reinforcing bar connections.



- Base Material: Concrete, grouted and hollow concrete masonry
- Size Range: 3/8" to 1-1/4" diameter threaded rod, No. 3 to No. 10 rebar

AC200+ Cartridges			
Cat No	Size	Std Box	Std Ctn
PFC1271050	10 fl. oz. Quik-Sho	12	36
PFC1271150	28 fl. oz. Dual Cartridge	8	—

PURE110+®

Epoxy Injection Adhesive Anchoring System

The Pure110+ is a two-component, high strength adhesive anchoring system. The system includes injection adhesive in plastic cartridges, mixing nozzles, dispensing tools and hole cleaning equipment. The Pure110+ is designed for bonding threaded rod and reinforcing bar hardware into drilled holes in concrete and masonry base materials. Pure110+ has the same bond strength at room temperature and at 110F.



PURE110+ 1:1 Mix Ratio Cartridges			
Cat No	Size	Std Box	Std Ctn
08310SD	9 fl. oz. Quik-Sho	12	36
08321SD	21 fl. oz. Dual Cartridge	12	—
08351SD	51 fl. oz. Dual Cartridge	5	—

ADHESIVE FASTENERS



Cartridge System Mixing Nozzles			
Cat No	Size	Std Box	Std Ctn
08293	Extra mixing nozzle for AC100+Gold 10 oz. & 12 oz.	2	24
08294	Extra mixing nozzle (w/8" extension) for AC100+Gold 28 oz.	2	24
08281	Mixing nozzle extension, 8"	2	24
08297	Flex extension tubing for piston plug	1	12



8437
Caulking Gun for
Quick Shot

Dispensing Tools for Injection Adhesive			
Cat No	Size	Std Box	Std Ctn
08437	Manual caulking gun for Quik-Shot	1	12
08479	High performance caulking gun for Quik-Shot	1	12
08485	AC100+Gold 8 oz., 10 oz. & 12 oz. high performance manual tool	1	20
08494	AC100+Gold 28 oz. standard all-metal manual tool	1	-
08495	AC100+Gold 28 oz. high performance manual tool	1	-



Pneumatic Injection Tool Delivery System			
Cat No	Size	Std Box	Std Ctn
08496	28 oz. High Performance Pneumatic Tool	1	1



Battery Injection Dispensing Tool			
Cat No	Size	Std Box	Std Ctn
08444*	28 oz. High Performance Battery Tool	1	1



08285



08286



08282



08280

Hole Cleaning Tools & Accessories			
Cat No	Size	Length	Std Pkg
08284	Wire brush for 7/16" ANSI hole (3/8" rod / #3 rebar)	6-3/4"	1
08285	Wire brush for 9/16" ANSI hole (1/2" rod / #4 rebar)	6-3/4"	1
08275	Wire brush for 5/8" ANSI hole (5/8" rod / #4 rebar)	6-3/4"	1
08286	Wire brush for 11/16" ANSI hole (5/8" rod / #5 rebar)	7-7/8"	1
08278	Wire brush for 3/4" ANSI hole (5/8" rod / #5 rebar)	7-7/8"	1
08287	Wire brush for 7/8" ANSI hole (3/4" rod / #6 rebar)	7-7/8"	1
08288	Wire brush for 1" ANSI hole (7/8" rod / #7 rebar)	11-7/8"	1
08289	Wire brush for 1-1/8" ANSI hole (1" rod / #8 rebar)	11-7/8"	1
08290	Wire brush for 1-3/8" ANSI hole (1-1/4" rod / #9 rebar)	11-7/8"	1
08291	Wire brush for 1-1/2" ANSI hole (#10 rebar)	11-7/8"	1
08283	SDS-plus adapter for steel brushes		1
08296	Standard drill adapter for steel brushes (e.g. Jacobs Chuck)		1
08282	Steel brush extension, 12"		1
08280	Hand pump/dust blower (25 fl. oz. cylinder volume)		1
08292	Air compressor nozzle with extension		1
08465	Adjustable torque wrench with 1/2 square drive (10 to 150 ft.-lbs.)		1
08466	Adjustable torque wrench with 1/2 square drive (25 to 250 ft.-lbs.)		1
52073	Adhesive cleaning kit, includes 4 wire brushes (08284, 08285, 08286, 08287), steel brush extension (08282), SDS-Pus adapter (08283), standard drill adapter (08296), hand pump/dust blower (08280), gloves and safety glasses		1



ADHESIVE FASTENERS

PowerFoam™

Expanding Polyurethane Foam

- Base Material: Concrete, Masonry, Wood, Metal
- Size Range: 12 oz. & 29 oz.
- Material: Polyurethane

PowerFoam is a single component, moisture curing expanding polyurethane foam. The adhesive strength of PowerFoam allows it to be set on various types of building elements including concrete, brick, wood, metal, aluminum and steel. When installing the foam, consideration should be given to the 2-3 times expansion of the foam after it leaves the plastic tube. The surface of the foam initially dries within 1-5 hours and becomes fully cured in 12-15 hours. It is dispensed through a straw-like plastic tube that is packaged with the can. The structure of the hardened foam provides excellent insulation against heat and noise. The foam has a R-5 equivalent value when used in place of traditional installation methods.



PowerFoam		
Cat No	Description	Std Ctn
08130N	PowerFoam 12 oz.	12
08132N	PowerFoam 29 oz.	12

CODE LISTED
ICC-ES ESR-3263
FIREBLOCK

TESTED TO
ICC-ES AC58

TriggerFoam™ Pro

Expanding Polyurethane Foam

- Base Material: Concrete, Masonry, Wood, Metal
- Size Range: 29 oz.
- Material: Polyurethane

TriggerFoam Pro formulas are a professional, gun applied, normal expansion polyurethane foam sealant with an extended temperature range which allows for use at temperatures as low as 23° F (-5°C). It is designed to seal gaps, insulate, and deaden sound. Recommended for use in heating and air conditioning, electrical and plumbing applications.



TriggerFoam™ Pro		
Cat No	Description	Std Ctn
08136N	TriggerFoam Pro Standard Formula	12
08133P	TriggerFoam Pro Fire Block Formula	12
08134P	TriggerFoam Pro Window & Door Formula	12
08135P	TriggerFoam Pro All Season Formula	12



08128



08139



TriggerFoam™ Tools			
Cat No	Description	Std Box	Std Ctn
08128	TriggerFoam Pro Deluxe Metal Gun	1	10
08139	TriggerFoam Pro Plastic Gun	1	10
08147	TriggerFoam Pro Cleaner 17 fl. oz.	6	-
08135P	TriggerFoam Pro All Season Formula		12

PowerStick™

Adhesive Sealant

- Base Material: Concrete, Masonry, Metals, Wood, Plastics
- Size Range: 10 oz. tubes
- Material: MS Polymer Chemistry

PowerStick is a one-component universal adhesive/sealant based on proprietary MS Polymer chemistry. PowerStick is the first professional grade product on the market that delivers high bond strength and superior flexibility.



Powerstick			
Cat No	Description	Std Box	Std Ctn
8166N	10 oz. White Caulk Gun	12	12
8168N	10 oz. Gray Caulk Gun	12	12



8437



8479

Caulking Guns for Powerstick			
Cat No	Description	Std Box	Std Ctn
8437	Manual Caulking Gun	1	12
8479	High Performance Manual Tool	1	1

SDS-Plus and SDS-Max Carbide Hollow Drill Bit

- Base Material: Soft Stone
- Size Range: 1/2" x 14-1/2" to 1" x 23-5/8"

When used with a dust extractor, DEWALT's Hollow Drill bit extracts dust while drilling for less dust, fast holes and fast adhesive anchor installation. DEWALT's Hollow Bit is part of their Perform & Protect product line, minimizing users' exposure to dust while drilling. The bit is also OSHA Table 1 compliant. Connects directly to DEWALT's Airlock System forming a secure, locking connection between bit and dust extractor.







SDS+			
Cat No	DIA	Overall Length	Usable Length
DWA54012	1/2"	14-1/2"	9-3/4"
DWA54916	9/16"	14-1/2"	9-3/4"
DWA54058	5/8"	14-1/2"	9-3/4"
DWA54034	3/4"	14-1/2"	9-3/4"

SDS Max			
Cat No	DIA	Overall Length	Usable Length
DWA58058	5/8"	23-5/8"	15-3/4"
DWA58034	3/4"	23-5/8"	15-3/4"
DWA58078	7/8"	23-5/8"	15-3/4"
DWA58001	1"	23-5/8"	15-3/4"
DWA58118	1-1/8"	23-5/8"	15-3/4"

STRUCTURAL ANCHOR SELECTION GUIDE

ADHESIVE ANCHORS

Description	Anchor Diameter	ICC-ES Approvals								UL Listing	FM Approval	Capacity	Cost	Hilti Similar
		Concrete	Cracked Concrete	Seismic	Post-Installed Rebar	Concrete-filled Metal Deck	Grouted Masonry	Ungrouted Masonry	Unreinforced Masonry					
Pure110+ [®]		1-to-1 and 3-to-1 Cartridge Epoxy Anchor	3/8" - 1-1/4" #3 - #10 Rebar	ICC-ES ESR-2298	ICC-ES ESR-2298	ICC-ES ESR-2298	ICC-ES ESR-2298							RE 500 V3
Pure50+ [™]		1-to-1 Cartridge - Epoxy Anchor	3/8" - 1-1/4" #3 - #10 Rebar	ICC-ES ESR-3576	ICC-ES ESR-3576	ICC-ES ESR-3576								RE 500 SD RE 100
AC200+		10-to-1 Cartridge Hybrid Anchor	3/8" - 1-1/4" #3 - #10 Rebar	ICC-ES ESR-4027	ICC-ES ESR-4027	ICC-ES ESR-4027	ICC-ES ESR-4027							HY 200
AC100+ Gold [®]		10-to-1 Cartridge - Vinyl Ester Anchor	3/8" - 1-1/4" #3 - #10 Rebar	ICC-ES ESR-2582	ICC-ES ESR-2582	ICC-ES ESR-2582	ICC-ES ESR-3200	ICC-ES ESR-3200	ICC-ES ESR-4105					HY 100 HY 70

EXPANSION ANCHORS

Power-Stud [®] + SD1		Carbon Steel Wedge Anchor	1/4" - 1-1/4"	ICC-ES ESR-2815	ICC-ES ESR-2818	ICC-ES ESR-2818	ICC-ES ESR-2818	ICC-ES ESR-2818		UL File No. EX1289	FM File No. 3059197			Kwik Bolt 3 (KB3) RBY-TZ
Power-Stud [®] + SD2		High Performance Carbon Steel Wedge Anchor	3/8" - 3/4"	ICC-ES ESR-2502	ICC-ES ESR-2502	ICC-ES ESR-2502	ICC-ES ESR-2502			UL File No. EX1289	FM File No. 3059197			Kwik Bolt TZ
Power-Stud [®] + SD4		304 Stainless Steel Wedge Anchor	1/4" - 3/4"	ICC-ES ESR-2507	ICC-ES ESR-2507	ICC-ES ESR-2507								Kwik Bolt 3 (KB3) / KB TZ SS
Power-Stud [®] + SD6		316 Stainless Steel Wedge Anchor	1/4" - 3/4"	ICC-ES ESR-2502	ICC-ES ESR-2502	ICC-ES ESR-2502								Kwik Bolt 3 (KB3) / KB TZ SS

SCREW ANCHORS

Screw-Bolt [™]		High Performance Screw Anchor	1/4" - 3/4" (CS and MS)	ICC-ES ESR-3889	ICC-ES ESR-3889	ICC-ES ESR-3889	ICC-ES ESR-3889	ICC-ES ESR-4042						KH-EZ
Wedge-Bolt [®] +		Screw Anchor	1/4" - 3/4" (CS) 3/8" - 3/4" (MS)	ICC-ES ESR-2506	ICC-ES ESR-2506	ICC-ES ESR-2506	ICC-ES ESR-2506	ICC-ES ESR-1678						Kwik HUS / HUS-EZ

SPECIALTY ANCHORS

Atomic+ Undercut [®]		Undercut Anchor	5/8" - 1-1/8" (Rod size 3/8" - 3/4")	ICC-ES ESR-3167	ICC-ES ESR-3167	ICC-ES ESR-3167								HDA Undercut
Power-Bolt [®] +		Heavy Duty Sleeve Anchor	1/4" - 3/4" (CS) 1/4" - 1/2" (SS)	ICC-ES ESR-3260	ICC-ES ESR-3260	ICC-ES ESR-3260								HSL-3

MEP HANGER ANCHORS

Snake [®]		Rod Hanger / Screw Anchor	1/4" - 1/2"	ICC-ES ESR-2272	ICC-ES ESR-2272	ICC-ES ESR-2272	ICC-ES ESR-2272			FM File No. 3059197				No Similar Product
Hangermate [®] + (Concrete)		Rod Hanging Anchor	1/4" - 3/8"	ICC-ES ESR-3889	ICC-ES ESR-3889	ICC-ES ESR-3889	ICC-ES ESR-3889			FM File No. 3059197				KH-EZ
Vertigo [®] + (Concrete)		Rod Hanger / Screw Anchor	1/4" - 1/2"	ICC-ES ESR-3261	ICC-ES ESR-3261	ICC-ES ESR-3261	ICC-ES ESR-3261			FM File No. 3059197				KH-EZ Hilti HUS-EZ I
Mini-Undercut [™]		Rod Hanger for PT and Hollow Plank	3/8"	ICC-ES ESR-3812	ICC-ES ESR-3812	ICC-ES ESR-3812				FM File No. 3059197				No Similar Product
Bang-It [®]		Specialty Cast-In-Place	1/4" - 3/4"		ICC-ES ESR-3657	ICC-ES ESR-3657	ICC-ES ESR-3657			UL File No. EX1289	FM File No. 3059197			HCI-MD KCS-MD
Wood-Knocker [®] II		Specialty Cast-In-Place	1/4" - 3/4"	ICC-ES ESR-3657	ICC-ES ESR-3657	ICC-ES ESR-3657				UL File No. EX1289	FM File No. 3059197			HCI-WF KCS-WF
DDI [™] (Deck Insert)		Thread Insert for Composite Steel Deck	3/8" - 3/4"		ICC-ES ESR-3553	ICC-ES ESR-3553	ICC-ES ESR-3553			UL File No. EX1289	FM File No. 3059197			No Similar Product

ICC-ES indicates a Code Listed Product. FM is a registered trademark of FM Corp.

FORCED ENTRY

CODE LISTED
ICC-ES ESR-4076

Cordless Concrete Nailing System

- Base Material: Hollow Block, Concrete, Steel
- Anchor Size Range: 3/4" - 2-1/4"
- Length .102 to .145 Diameter

The 20V MAX* Cordless Concrete Nailer for concrete and steel applications eliminates the need for fuel cells. It's fully electric and operates on the same battery as other DEWALT 20V MAX* tools. A field-serviceable driver blade helps users minimize downtime. Variable power settings, tool-free jam clearing, and a high capacity magazine give users versatility and convenience. Get the job done when light is low with onboard LED worklights.

Compatible with all DEWALT Cordless Concrete Nailer Pins (1/2 in. - 2-1/4 in.)

TriggerFoam™ Pro	
Cat No	Description
DCN890P2	20V* MAX Cordless Concrete Nailer (2) DCB205 20V MAX* Premium Lithium Ion Batteries (5AH) (1) DCN8904 Standard / Drywall Contact Trip Charger and Kit Box
DCN890B	20V* MAX Cordless Concrete Nailer (Bare Tool) (1) DCN8904 Standard / Drywall Contact Trip Kit Box

Trak-It® C5

Gas Fastening System

- Base Material: Lightweight Concrete, Hollow and Grouted CMU, Masonry, Steel

The all new fuel injected Trak-It C5 cordless concrete pin nailer is the lightest and smallest tool in its class, resulting in less operator fatigue and a better overall ergonomic feel. C5 has the greatest power output at 105 Joules, which allows for shooting into even the hardest concrete, able to shoot pins up to 1-1/2" in length, and is the only tool in its class that shoots .102, .108, .120 and .145 diameter pins.



Trak-It CS Tool			
Cat No	Description	Max Pin Length	Box
55142	C-5 Gas Tool Long Deep Track	1-1/4"	1
55144	C-5 Gas Tool Short Track	1-1/2"	1
55148	C-5 Gas Tool Long Track	1-1/2"	1
8168N	10 oz. Gray Caulk Gun	12	1

Tool Accessories			
Cat No	Description		Box
56347	C5 Pole Tool Accessory Kit (C5 not included)		1
56348	C5 Pole Tool 3' Extension		1
56342	Accessory Deep Track	1-1/4"	1
55583	Battery		1
56346	Accessory Short Track	1-1/2"	1
56344	Accessory /Long Track	1-1/2"	1



Trak-It C5 Fuel Cells		
Cat No	Description	Box
55302	Trak-It C5 Fuel Cell	20
55301	Trak-It C5 100 per box	100

CODE LISTED
ICC-ES ESR-3275

Trak-It® C5 Pins



Standard 0.102 Straight Pins						
Cat No	Shank DIA	Length	Step DIA	Plate	Knurl/Spiral	Box
55310	0.102"	3/4"	-	Zinc	-	800
55312	0.102"	1"	-	Zinc	-	800
55314	0.102"	1-1/4"	-	Zinc	-	800
55316	0.102"	1-1/2"	-	Zinc	-	800



Standard 0.145 Straight Pins						
Cat No	Shank DIA	Length	Step DIA	Plate	Knurl/Spiral	Box
55318	0.145"	3/4"	-	Zinc	-	800
55320	0.145"	1"	-	Zinc	-	800



Concrete and Steel Pins Structural						
Cat No	Shank DIA	Length	Step DIA	Plate	Knurl/Spiral	Box
55336	0.145"	1"	0.120"	Zinc	K	800
55338	0.145"	1-1/4"	0.120"	Zinc	K	800
55322	0.145"	1-1/4"	0.102"	Zinc	-	800
55324	0.145"	1-1/2"	0.102"	Zinc	-	800



55325



55326

Specialty Tapered Short Pins						
Cat No	Shank DIA	Length	Step DIA	Plate	Knurl/Spiral	Box
55325	0.120"	1/2"	-	Zinc	-	800
55326	0.120"	1/2"	0.120"	Zinc	K	800
55328	0.120"	0.680"	0.102"	Zinc	K	800
55330	0.120"	0.730"	0.102"	Zinc	K	800
55342	0.102"	0.780"	0.088"	Zinc	K	800



Specialty Spiral Knurl Pins						
Cat No	Shank DIA	Length	Step DIA	Plate	Knurl/Spiral	Box
55340	0.108"	1-3/8"	0.102"	Zinc	KS	800

FORCED ENTRY



Trak-It C3 Fuel Cells		
Cat No	Description	Box
55010	Trak-It C3 Fuel Cell	20

Works in temperature down to 10F.



Trak-It Tools Accessories		
Cat No	Description	Box
55618	Replacement Trak-It Charger Base	1
55619	Replacement Trak-It Charger Adapter Cord (110v)	1
55583	Extra Battery for Trak-It Tool	1

STICK-E Accessories

Fixtures designed for use in mechanical and electrical applications. Fits into nosepieces of Trak-It C5 and C4 tools. Designed to be installed with Powers Trak-It pins.



Stick-E Mini Conduit Clip			
Cat No	Clip Diameter	Box	Ctn
55064	1/2"	100	1000
55066	3/4"	100	1000
55068	1"	100	1000

R = Ribbed



Stick-E Mini Cable Tie Donut			
Cat No	Description	Box	Ctn
55076	Cable Tie Donut	100	1000



Stick-E Conduit Clip (One Hole Strap)			
Cat No	Clip Diameter	Box	Ctn
55058	1/2"	100	1000
55059	1/2" (R)	100	1000
55060	3/4"	100	1000
55061	3/4" (R)	100	1000
55063	1" (R)	100	1000
55054	3/8" BX	100	1000

R : Ribbed



Stick-E Bridal Ring			
Cat No	Ring Diameter	Box	Ctn
55094	1-1/4"	100	1000
55095	1-1/2"	100	1000
55096	2"	100	1000



Stick-E Strap Washer			
Cat No	Diameter	Box	Ctn
55062	1/2"	100	1000



Stick-E Rod Hanger			
Cat No	Rod Diameter	Box	Ctn
55050	1/4"	100	1000
55052	3/8"	100	1000



Stick-E Rebar Basket Clip			
Cat No	Rebar Diameter	Box	Ctn
55070	#3 & #4 Bar	100	1000



Stick-E Right Angle Clip				
Cat No	Clip Angle	Wire Hole	Box	Ctn
55092	90	0.278"	100	1000



Stick-E Insulation Washer			
Cat No	Diameter	Box	Ctn
55042	1-7/16"	100	1000



Stick-E Lathing Washer (with Holes)			
Cat No	Diameter	Box	Ctn
55040	1"	100	1000
55012	1" Washer only	100	1000



Stick-E Stainless Steel Sealing Washer			
Cat No	Diameter	Box	Ctn
55043	3/4"	100	1000



Stick-E Denz - Tight Washer			
Cat No	Diameter	Box	Ctn
55157	1-1/4"	100	1000



Stick-E Square Washer			
Cat No	Width	Box	Ctn
55149	1"	100	1000

TITE ROCK™ DRYWALL SCREWS

Leaders

Drywall Screws Sharp Point

Bugle Head Type-S

Attaches gypsum board to 20-25 ga. steel.

Standard bugle head. No 2 Phillips recess.

Cat No	Size	Qty/Ctn	Wt/Ctn
EZ100	6 x 1"	10m	37
EZ118	6 x 1-1/8"	10m	41
EZ114	6 x 1-1/4"	8m	36
EZ158	6 x 1-5/8"	5m	30
EZ200	6 x 2"	3.5m	23
EZ214	6 x 2-1/4"	3m	21
EZ212	8 x 2-1/2"	2.5m	24
EZ300	8 x 3"	2m	26



Phillips Pan Head Type-S

Framing screws for 20-25 ga. Unique grip tight, high torque head. No. 2 Phillips recess.

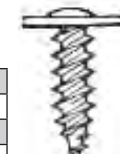
Cat No	Size	Qty/Ctn	Wt/Ctn
EZSP716	7 X 7/16"	15m	35



Wafer Head Type-S

For attaching metal lathe to 20-25 ga. steel studs and framing. No. 2 Phillips recess.

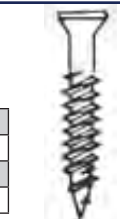
Cat No	Size	Qty/Ctn	Wt/Ctn
EZWST916	8 x 9/16"	10m	42
EZWST10	8 x 1"	5m	27
EZWST114	8 X 1-1/4"	5m	32



Trim Head Type-S - Square & Phillips Drive

Attaches wood trim over single or double-layer gypsumboard to 20-25 ga. steel

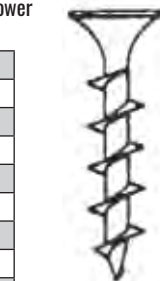
Cat No	Size	Qty/Ctn	Wt/Ctn
EZST158	6 x 1-5/8"	8m	36
EZST214	6 x 2-1/4"	4m	27
EZST300	8 x 3"	2m	



Bugle Head Course Thread

For attachment to gypsum board to wood, with superior hold power and ease of penetration. No 2 Phillips recess.

Cat No	Size	Qty/Ctn	Wt/Ctn
EZC100	6 x 1"	10m	37
EZC118	6 x 1-1/8"	10m	40
EZC114	6 x 1-1/4"	8m	36
EZC158	6 x 1-5/8"	5m	30
EZC200	6 x 2"	3.5m	23
EZC214	6 x 2-1/4"	3m	24
EZC212	8 x 2-1/2"	2/5m	26
EZC300	8 x 3"	2m	25



Laminating Screw

For temporary fastening of gypsum in laminated drywall construction. No 2 Phillips recess

Cat No	Size	Qty/Ctn	Wt/Ctn
EZ112	10 x 1-1/2"	5m	36



Oval Head Cabinet Screw

For cabinet assembly and installation. No. 2 Phillips recess.

Cat No	Size	Qty/Ctn	Wt/Ctn
EZA278	11 x 2-7/8"	2m	30
EZA334	11 X 3/34"	1m	20



Duo- Drills

Self Drilling Construction Screws

Bugle Head Self-Drill

Attaches gypsum board, insulation board, wood, etc. to metal studs.

Cat No	Size	Qty/Ctn	Wt/Ctn
DO100	6 x 1"	10m	38
DO114	6 x 1-1/4"	8m	30
DO158	6 x 1-5/8"	5m	27
DO178	6 x 1-7/8"	4m	25
DO238	8 x 2-3/8"	3m	28
DO258	8 x 2-5/8"	2m	23
DO300	8 x 3"	2m	26

14-20 ga.
No. 2
Phillips
recess.



Phillips Pan Head Framing Self-Drill

Stud to track - pan head has new fl t head design for better recess fit

Cat No	Size	Qty/Ctn	Wt/Ctn
DO716	7 X 7/16"	15m	35



Hex Washer Head Self-Drill

Cat No	Size	Qty/Ctn	Wt/Ctn
DHH81812FSZ	8 x 1/2"	10m	36
DHH81858FSZ	8 x 5/8"	10m	41
DHH81834FSZ	8 x 3/4"	10m	46
DHH8181FSZ	8 x 1"	7.5	40
DHH101612FSZ	10 x 1/2"	10m	50
DHH101658FSZ	10 x 5/8"	7.5m	45
DHH101634FSZ	10 x 3/4"	5m	31
DHH10161FSZ	10 x 1"	5m	38
DHH1016114FSZ	10 x 1-1/4"	3.5m	31
DHH1016112FSZ	10 x 1-1/2"	3.5m	35
DHH1016134FSZ	10 x 1-3/4"	3m	33
DHH10162FSZ	10 x 2"	2m	25
DHH121434FSZ	12 x 3/4"	5m	43
DHH12141FSZ	12 x 1"	3.5m	35
DHH1214112FSZ	12 x 1-1/2"	2.5m	33
DHH12142FSZ	12 x 2"	2m	34
DHH1214212FSZ	12 x 2-1/2"	12m	38



Attaches fixtures, backup plates, door frames and lathers channel to structural studs, metal decks, etc., 14-20 ga. 6 & 8 ga. screws, use 1/4" nut setter. 10 & 12 ga. screws, use 5/16" nut setter. 14 ga. screws, use 3/8" nut setter.

Phillips Pan Head Self Drill

Cat No	Size	Qty/Ctn	Wt/Ctn
DPP62012FSZ	6 x 1/2"	15m	32
DPP62034FSZ	8 x 3/4"	10m	31
DPP81812FSZ	8 x 1/2"	10m	34
DPP818134FSZ	8 x 3/4"	10m	44
DPP8181FSZ	8 x 1"	7.5m	38
DPP101612FSZ	10 x 1/2"	10m	48
DPP101634FSZ	10 x 3/4"	7.5m	45
DPP10161FSZ	10 x 1"	5m	36
DPP1016112FSZ	10 x 1-1/2"	2m	36



Attaches fixtures, backup plates, door frames, plaster grounds, etc., 14-20 ga. No. 2 Phillips recess.

Wafer Head Self-Drill

Attaches metal K-lath, wire lath, wood grounds, etc., to lathers channel structural studs, metal decks, etc. Also used for attachment of steel studs to runners, 14-20 ga. No. 2 Phillips recess.

Cat No	Size	Qty/Ctn	Wt/Ctn
DOW012	8 X 1/2"	10m	36
DOW114	8 X 1-1/4"	5m	35



Trim Head Self-Drill

Attaches wood trim over single or double-layer gypsum board to 20-25 ga. steel. No. 1 Phillips recess.

Cat No	Size	Qty/Ctn	Wt/Ctn
JDST158	6 x 1-5/8"	5m	25
JDST214	6 x 2-1/4"	3m	21





T3MAG - THE INDUSTRIES MOST PREFERRED GAS TOOL!

The Power of the T3MAG allows you to consistently shoot where no other gas tool has gone before. The .125 diameter pin is specifically engineered to work in the toughest concrete and steel where other pins cannot perform.

- Part Number: T3MAG
- Gas Technology
- 45-Pin Magazine
- One Step Fuel Injection
- 6 months or 10,000 shots on wearable parts
- Length: 18-1/2"
- Height: 15"
- Weight: 9.2 lbs.
- Pin Guide O.D.: .590
- Maximum Pin Length: 1"

ADVANTAGES

- Higher stick rate
- 25% more power
- Easy push down force
- Deep leg track capacity
- 45-pin magazine capability
- Fitted dust shield
- Battery charger provides constant charging even with low voltage drops
- 2 Year Warranty or 50,000 shots (6 months on wearable parts or 10,000 shots)
- No License Required

Most Common Fasteners	
Pin #	Description
T3012	1/2" Steel Pin with T3 Fuel Cell
T3012S	1/2" Premium Steel Pin with Fuel Cell
T3034B	3/4" Concrete Pin with T3 Fuel Cell
T3034S	3/4" Step Shank with T3 Fuel Cell
T3100	1" Concrete Pin with T3 Fuel Cell



TRAKFAST TF1200 - STILL THE MOST REVOLUTIONARY FASTENING SYSTEM IN THE CONSTRUCTION INDUSTRY!

Since its introduction in 1991, the TrakFast tool has been the tool of choice for interior framing contractors.

- Part Number: TF1200
- Gas Technology
- Fully Automatic
- 1-1/2" Pin Capacity
- 42 Pin Magazine Capacity
- Length: 17.5"
- Height: 15"
- Weight: 8.3 lbs.
- Maximum Capacity: 42 pins
- Maximum cycles/second: 2
- Fuel cell: 1000 shots
- Battery (charged): 3000 shot

ADVANTAGES

- SPEED:** Three to five times faster than powder tools. 42-pin magazine reduces powder time.
- EASY TO USE:** Tool automatically resets piston. No recoil, tool absorbs shock resulting in less operator fatigue.
- NO LICENSING REQUIRED:** Unlike powder-actuated tools, no licensing is required.
- NO CHANGING LOADS:** TrakFast uses a fuel cell, not a load. No need to inventory different colored loads
- NARROW NOSE & PROFILE:** Allows tool to reach inside deep leg track (1-5/8" wide x 2" high).
- 2 Year Warranty (6 months on wearable parts).

Most Common Fasteners		
Pin #	Pin Length IN.	Most Common Application
FPP012S	1/2"	Track to Steel
FPP034B	3/4"	Track to Concrete
FPP034S	3/4"	Track to Concrete and Steel
FPP100T	1"	Wood Furring to Concrete
FPP114T	1-1/4"	Wood Furring to Concrete
FPP112T	1-1/2"	Wood Furring to Concrete



RAMSET



T3SS - SETS THE STANDARD FOR SINGLE SHOT APPLICATIONS!

The most versatile gas tool in the industry. Users can change out the nose piece to accommodate a variety of fasteners and assemblies. The T3SS provides the benefits of shooting a gas tool with reduced installation time and operator fatigue.

- Part Number: T3SS
- Gas Technology
- Single Pin Gas Tool
- Fuel Injection
- Cross Over Technology
- 2 Year Warranty (6 months on wearable parts)
- Length: 13-1/2"
- Height: 15"
- Weight: 7.0 lbs.
- Pin Guide O.D.: 1/2" Standard, 7/8" Magnetic
- Maximum Pin Length: 1-1/2"

ADVANTAGES

- Sets the standard for single-shot applications
- 5 times faster than traditional drill and anchor methods
- Replaces the need for tools like the DX35
- Reduced operator fatigue
- Reduced installation costs—up to 75%
- Quiet enough to work in tenant occupied buildings
- Removable rear foot
- Interchange nose



THREADED ROD HANGER

For suspended ceilings, piping and other items using 1/4" or 3/8" threaded rod. Fastener is pre-assembled to a 16 gage threaded rod hanger. 100 per jar.

Cat No	Description	Master Carton Quantity
14TRHMP034	1/4" Rod Hanger with 3/4" Plated Pin	800
38TRHMP034	3/8" Rod Hanger with 3/4" Plated Pin	800

Shank diameter = .104/.125 Head diameter = .300



ONE HOLE STRAP

Used to attach EMT conduit or armored cable to concrete. Fastener pre-assembled to a 16 gage conduit strap. 100 per jar, 3/8" 200 per jar.

Cat No	Description	Master Carton Quantity
38HSMP034*	3/8" Hole Strap with 3/4" Plated Pin	1200
12HSMP034	1/2" Hole Strap with 3/4" Plated Pin	800
34HSMP034	3/4" Hole Strap with 3/4" Plated Pin	600
10HSMP034	1" Hole Strap with 3/4" Plated Pin	600

Shank diameter = .104/.125 Head diameter = .300 *38HSMP034 = 18 gage, 200 per jar



CEILING CLIP ASSEMBLY

Pre-assembled Ceiling Clip. Plated 14 gage clip. 100 per jar.

Cat No	Description	Master Carton Quantity
34CLIP	3/4" Wide Angle Clip w/ 3/4" Length Pin	800

Shank diameter = .104/.125 Head diameter = .300



ONE HOLE CONDUIT STRAP

Used to attach EMT conduit or armored cable to concrete. PowerPoint fastener pre-assembled to a 16 gage conduit strap. 100 per box.

Cat No	Description	All Power Tools (except SA270 and Cobra)	Master Carton Quantity
38HSS10*	3/8" Hole Strap with w/1 Premium Pin	•	500
12HSS10	1/2" Hole Strap with w/1 Premium Pin	•	500
34HSS10	3/4" Hole Strap with w/1 Premium Pin	•	500

Shank diameter = .125/.150 Head diameter = .300 38HSS10 = 18 gage

* Does not work with SA270 Tool



THREADED ROD HANGER

For suspended ceilings, piping, and other items using 1/4" or 3/8" threaded rod. PowerPoint fastener pre-assembled to a 16 gage threaded rod hanger. 100 per box.

Cat No	Description	All Power Tools	Master Carton Quantity
14TRHSS10	1/4" Rod Hanger w/1" Premium Pin	•	500
38TRHSS10	3/8" Rod Hanger w/1" Premium Pin	•	500

Shank diameter = .125/.150 Head diameter = .300



VIPER4 - DESIGNED FOR THE CHALLENGES OF OVERHEAD FASTENING

The industries most preferred overhead fastening tool. Its small compact design allows the contractor to reach up into very tight space.

- Part Number: VIPER4
- .27 Caliber Strip Tool
- Semi-Automatic
- Designed Specifically for Overhead Applications

- 3 Year Warranty
- .27 caliber 10-shot strip loads: 3 (Green), 4 (Yellow), 5 (Red)
- Weight: 4.9 lbs.
- Length: 17.25"
- Maximum Pin Length: 1-1/2"




ADVANTAGES

- Automatic load advance: Load is advanced consistently each time the Viper is fired.
- Automatic Piston return: No time spent manually resetting or cycling the tool. Allows you to work faster.
- Overdrive Protection: Heavy duty buffer system prevents front end damage caused by piston overdrive—especially through sprayed-on insulation.
- Open Front-end design: Completely redesigned open-ended muzzle keeps your tool cleaner longer.
- Simplified Barrel Retention Collar: No tools are required for assembly or disassembly.
- Stable Steel Collar: The VIPER4 screws securely into the end of the extension pole with the steel collar ensuring a more durable and rigid connection.



Most Common Fasteners			
Pin #	Shank Length		Most Common Application
	IN.	(MM)	
14TRHSS10	1"	25.4	Threaded Rod Hanger
SDC125	1-1/4"	31.8	Ceiling Clip
SPC114	1-1/4"	31.8	Ceiling Clip

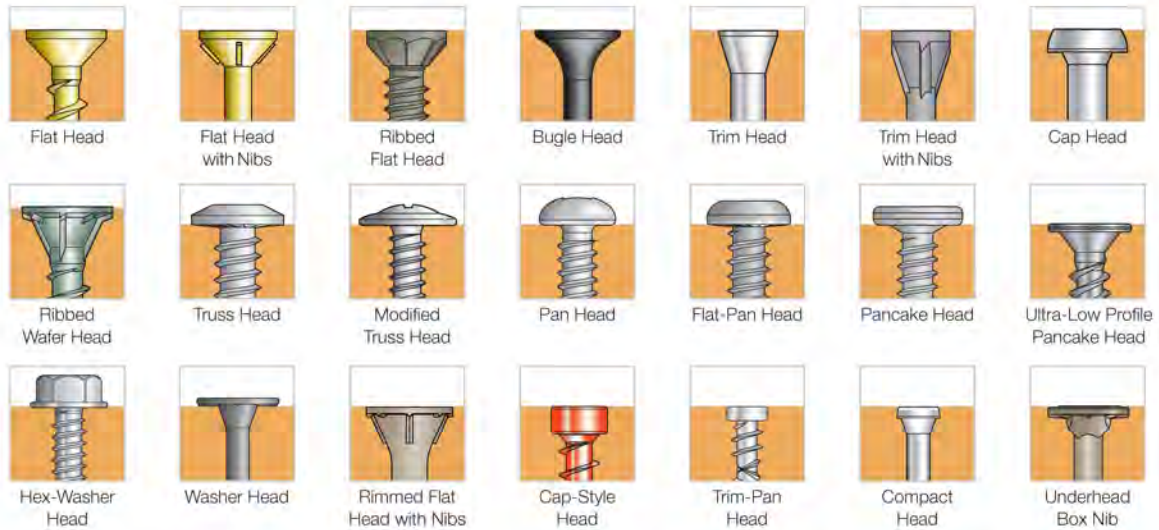


Simpson Strong-Tie® Fastening Systems

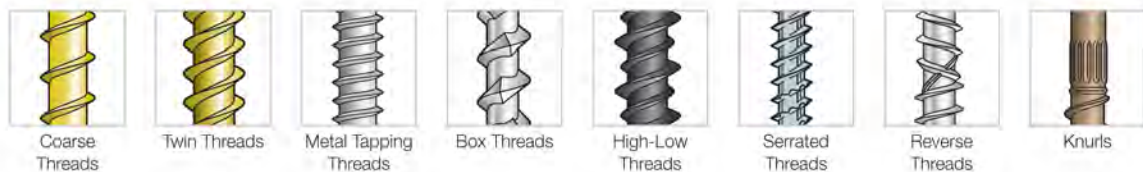
Fastener Overview, Screw Features




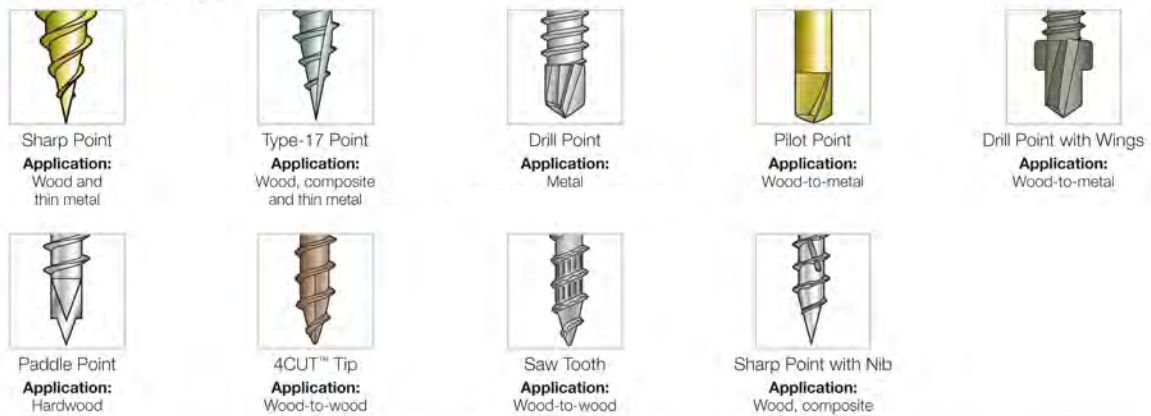
Head Styles



Thread Styles



Point Styles





NOTES

[illegible]



TOOL REPAIR FORM

Tool Part # _____ Tool Model: _____

Serial # _____ Date Shipped: _____

Repair In (Circle One): UPS - Von Rohr P/U - Dropped Off - Picked Up By: _____

Received By: _____ Date Received: _____

Repair Out (Circle One): UPS - Von Rohr Truck - Customer Pick Up

Dealer Name: _____

Address: _____

City: _____ State: _____ Zip: _____

Phone: _____ Contact: _____

Customer Name: _____

(Circle One) Warranty Repair: YES / NO Receipt Attached: YES / NO

Date of Purchase: _____ Reason Warranty Requested? _____

(Circle One) Estimate: YES / NO Estimate Amt: \$ _____

Repair Approved By: _____

Date Approved: _____ P.O.# _____

Tool Problem: _____

Notes: _____



P.O. Box 347
Bloomfield, NJ
Phone: (973) 748-9111 Fax: (973) 743-7904
NEW ACCOUNT CREDIT INFORMATION

Company Name _____ Phone _____
Billing Address _____ Fax/Email _____
City, State _____
Accounts Payable Contact _____ P.O. Needed _____ YES _____ NO
How Long in Business? _____ Type of Business _____
Corp. _____ Partnership _____ Proprietorship _____ Federal I.D.# _____
Corporate VISA/AMEX # _____ Exp. Date _____

CREDIT REFERENCE

Name _____ Address _____
Phone _____ Fax/Email _____
Name _____ Address _____
Phone _____ Fax/Email _____
Name _____ Address _____
Phone _____ Fax/Email _____
Bank _____ Address _____
Account # _____ Phone _____ Fax/Email _____

Authorization is given for above references and bank to disclose information to von Rohr Equipment Corp. for purposes of credit information.

Signature and Title _____

Terms are Net 30. In the event you are referred for collection, this company agrees to pay all cost of collection, including court cost and attorney's fees. A secured interest is hereby granted to Von Rohr Equipment Corp. for all purchases from them by the undersigned company.

Signature of Officer _____ Title _____

Print Name _____ Date _____

von Rohr Sales Representative: _____

CREDIT CARD AUTHORIZATION

Instructions: Please type or print clearly in CAPITAL LETTERS. Fill out this form in its entirety. Attach a copy your driver's license and credit card (front & back). Please sign and date this form before faxing back to 973-743-7904.

Card Holder InformationBusiness Information

Name _____

Address _____

CC Billing Address _____

City, State, Zip Code _____

Phone Number _____

Type of Card _____ (Amex, Visa, MC, Discover)

Card Number _____

Expiration Date _____

Shipping Information

Name _____

Address _____

City, State, Zip Code _____

By signing below, I authorize and permit Von Rohr Equipment Corp. to charge the above credit card. I acknowledge that, as of 1/1/22, all credit card transactions will incur a merchant fee for Amex, Visa, Mastercard, & Discover added to the after-tax amount. I understand that my charge will incur the tax enforced in the destination specified. I hereby certify that I am the authorized user of the above referenced card and that I have the proper authority to use said card for all purchases from von Rohr Equipment.

Cardholder Signature _____

Date _____

POLICY, TERMS & CONDITIONS

ORDERS

It is our wish to ship all orders in compliance with your instructions; therefore, please give us a complete and accurate description of each item and where and when shipment is to be made.

**Please note, we do not take credit cards over the phone. Please fill out the Credit Card Authorization form.*

PRICES

Prices will be quoted promptly at your request. Quotations are acceptance within 30 days unless otherwise stated.

RESPONSIBILITY

Our responsibility must be limited to the value of any defective material. All specifications and engineering information pertaining to strength, working load, etc., is derived from manufacturers published literature. It has been compiled and reprinted by us solely for your convenience.

TERMS

All orders are subject to approval by our Credit Department. Terms are net 30 days. Visa, Mastercard and American Express are accepted.

RETURN GOODS & CANCELLATIONS

Please receive our permission before returning any material for credit or replacement.

Material returns, other than those caused by an error on our part, will be subject to a restocking charge. Special, or non-stock items can not be returned. Cancellations should not be made prior to receiving permission. Special, or non-stock items will be cancelled on the basis of manufacturers terms at time of cancellation.

YOUR INSIDE SALES REPRESENTATIVE IS: _____

YOUR OUTSIDE SALES REPRESENTATIVE IS: _____

YOU CAN DEPEND ON VON ROHR TO...

- Respond quickly to your requests*
- Perform product demonstrations at your job-site.*
- Recommend the right products for your applications*
- Deliver quality products from world leading manufacturers*
- Carry an extensive inventory so the products arrive when and where you need them!*



VON ROHR
EQUIPMENT CORP.



VON ROHR

EQUIPMENT CORP.

